

Head Teacher (Principal) Survey

The Head Teacher (Principal) Survey was administered to the head teachers of all 114 schools that participated in the Student Achievement Assessments. The objective of this survey was to collect the Head Teachers' information on general background, educational qualification, management experience in the school, professional engagement with school leadership such as access to and interest in professional development and interest in education, satisfaction with working conditions such as tenure, pay rate, and level and frequency of supervision. The average time taken to complete each Head Teacher Survey was 122 minutes. The interview was administered in Paper and Pencil Based Interview (PAPI) format.

Each interviewer obtained verbal consent from each respondent participating in the Head Teacher Survey. Similarly, verbal consent was obtained from the head teacher to conduct the School History Calendar Survey. All interviews were done face-to-face in Nepali.

A total of 113 respondents were interviewed out of 114. 1 interview was incomplete due to refusal by a respondent resulting in a completion rate of 99.1%.

Principal investigator Prof. Dr. Dirgha Jibi Ghimire, Population Studies Center, University of Michigan, Executive Director, ISER-N; Co-investigator Prof. Dr. William G. Axinn, Population Studies Center, Survey Research Center, University of Michigan and Co-investigator Prof. Dr. Brian K. Iwan, Institute for Social Research, Stanford University led the project.

DRAFT

Head Teacher Survey - 2019

Data Description

Data Set Name: HeadTeacherSurvey_Restricted.dta

Total eligible sample: 114

Number of observations: 113

Number of variables: 724

Unique identifier: HeadtID

Data format: Stata

Response rate : 99.12 %

Data collection: 2019

		Number	Percent
SchID	Three digit school identifier from Chitwan Valley Family Study (CVFS)		
	001-236 Respondent ID	113	100.00%
HeadtID	Head teacher ID created using a combination of the three digit school id and teacher serial number.		
	00118 to 23607 Head teacher ID	113	100.00%
SchlType	School Type		
	1 Community school	57	50.44%
	2 Institutional school	56	49.56%
	Total	113	100.00%
H_Gender	Head Teacher's Gender		
	0 Male	103	91.15%
	1 Female	10	8.85%
	Total	113	100.00%
H_Age	Head Teacher's Age		
	28-70 Years old	113	100.00%
HIwdate	Interview Date in English format (MM/DD/YYYY)		
	12/19/2019-2/29/2020 Interview Date	113	100.00%
HIwer ID	Interviewer ID		
	010-257 Interviewer ID	113	100.00%
HIwtime	Interview total time (in minute)		
	63-197 Minutes	113	100.00%

Section A: School Background

HA1	When was this school established?			
	2012-2073 Year in Nepali Format	113	100.00%	
HA2	How was this school started? Was it initiated by the local community, government, or individual shareholders?			
	1 Local community	42	37.17%	
	2 Directly by government	3	2.65%	
	3 Individual Shareholders	52	46.02%	
	4 Both local community and government	12	10.62%	
	5 Charity/ International donors	4	3.54%	
	97 Others	0	0.00%	
	98 Don't know	0	0.00%	
	99 Refused	0	0.00%	
	Total	113	100.00%	
HA3	How were the funds generated to establish the school in the beginning?			
	Mark all that apply			
HA3_1	Individual donation from local community			
	0 No	56	49.56%	
	1 Yes	57	50.44%	
	Total	113	100.00%	
HA3_2	Directly sponsored by government			
	0 No	98	86.73%	
	1 Yes	15	13.27%	
	Total	113	100.00%	
HA3_3	Private investors			
	0 No	61	53.98%	
	1 Yes	52	46.02%	
	Total	113	100.00%	
HA3_4	Non-governmental organizations			
	0 No	113	100.00%	
	1 Yes	0	0.00%	
	Total	113	100.00%	
HA3_5	Business groups			
	0 No	113	100.00%	
	1 Yes	0	0.00%	
	Total	113	100.00%	
HA3_6	International aid agencies			
	0 No	109	96.46%	
	1 Yes	4	3.54%	
	Total	113	100.00%	
HA3_97	Other			

		0 No	113	100.00%
		1 Yes	0	0.00%
		Total	113	100.00%
HA3_98	Don't know			
		0 No	113	100.00%
		1 Yes	0	0.00%
		Total	113	100.00%
HA3_99	Refused			
		0 No	113	100.00%
		1 Yes	0	0.00%
		Total	113	100.00%
HA4	How was land to build this school acquired?			
		1 Public land	45	39.82%
		2 Individual donated	12	10.62%
		3 Purchased from government funds	0	0.00%
		4 Purchased from shareholders	24	21.24%
		5 Land in rent	28	24.78%
		6 Obtained by Charity/International donors	4	3.54%
		07 Others	0	0.00%
		8 Don't know	0	0.00%
		9 Refused	0	0.00%
		Total	113	100.00%
HA5	When this school was established, was there any committee to oversee the management of this school?			
		0 No	0	0.00%
		1 Yes	113	100.00%
		98 Don't know	0	0.00%
		99 Refused	0	0.00%
		Total	113	100.00%
HA6	How were the members of this committee selected?			
	Mark all that apply			
		1 Selected by local community	61	53.98%
		2 Nominated by the government	0	0.00%
		3 Nominated by the shareholders	0	0.00%
		4 Shareholders	52	46.02%
		98 Don't know	0	0.00%
		99 Refused	0	0.00%
		Total	113	100.00%
HA7	How much land did this school have when this school was first established?			
	Area of land in Katha			
		0 None	43	38.05%
		1-720 Katha	70	61.95%
		Total	113	100.00%

HA8	When this school was established, what type of school was this? Community without government support, community and government support, government, or institutional (private/shareholder)?			
	1 Community without government support	19	16.81%	
	2 Community and government support	28	24.78%	
	3 Government only	10	8.85%	
	4 Institutional (private/shareholder)	52	46.02%	
	5 Charity/International donors support	4	3.54%	
	97 Others	0	0.00%	
	98 Don't know	0	0.00%	
	99 Refused	0	0.00%	
	Total	113	100.00%	
HA9	What type of school is this now? Community without government support, community with government support, government, or institutional (private/shareholder)?			
	1 Community without government support	0	0.00%	
	2 Community with government support	57	50.44%	
	3 Government only	0	0.00%	
	4 Institutional (private/shareholder)	52	46.02%	
	5 Charity/International donors support	4	3.54%	
	97 Others	0	0.00%	
	98 Don't know	0	0.00%	
	99 Refused	0	0.00%	
	Total	113	100.00%	
Section B: Education and Employment				
HB1	Let's talk about you. How many months have you been working in this school as a principal?			
	7-420 Months	113	100.00%	
HB2	Have you ever worked in this school as a teacher prior to becoming principal?			
	0 No	28	24.78%	
	1 Yes	85	75.22%	
	98 Don't know	0	0.00%	
	99 Refused	0	0.00%	
	Total	113	100.00%	
HB3	How many months have you been working as a teacher? For Interviewers: Do not count the working years as a principal.			
	0-396 Months	113	100.00%	
HB4	How many months have you been working in this school as a teacher?			
	0-333 Months	113	100.00%	
HB5	Which education grade/level did you achieve/complete?			

		11 SLC	2	1.77%
		13 Class 12/ IA or equivalent	12	10.62%
		14 Class BA or equivalent	36	31.86%
		15 Class MA or equivalent	63	55.75%
		16 Ph. D. or equivalent	0	0.00%
		98 Don't know	0	0.00%
		99 Refused	0	0.00%
		Total	113	100.00%
HB6	In which division did you pass the highest grade/level that you achieved/completed?			
		1 Distinction	1	0.88%
		2 First	28	24.78%
		3 Second	72	63.72%
		4 Third	8	7.08%
		5 Pass	4	3.54%
		98 Don't know	0	0.00%
		99 Refused	0	0.00%
		Total	113	100.00%
HB7	Did you take a principal training program? If yes, which type? When? Please also tell us if you received your certificate.			
		0 No training at all	47	41.59%
		1 Yes	66	58.41%
		8 Don't know	0	0.00%
		9 Refused	0	0.00%
		Total	113	100.00%
HB7_1	Training 1			
		-1 Inappropriate	47	41.59%
		1 Head Teacher Management Training (30 Days)	25	22.12%
		Head Teacher Leadership Development Training (10-18 Days)	9	7.96%
		2 Head Teacher Leadership Development Training (7 Days)	8	7.08%
		3 Head Teacher Leadership Development Training (4-5 days)	6	5.31%
		4 Head Teacher Performance enhancing training (2-3 Days)	10	8.85%
		5 Stress Management Training (2 Days)	1	0.88%
		6 Head Teacher Management Training (1 Days)	4	3.54%
		7 Head Teacher Management Training (60 Days)	2	1.77%
		8 Head Teacher Management Training (90 Days)	1	0.88%
		Total	113	100.00%
HB7_1a	When (Year)			
		-1 Inappropriate	47	41.59%
		2054-2075 Nepali Year (B.S.)	66	58.41%
		Total	113	100.00%
HB7_1b	Duration (Days)			
		-1 Inappropriate	47	41.59%

	1-90 Days		66	58.41%
		Total	113	100.00%
HB7_1c	Certificate (Yes/No)			
	-1 Inappropriate		47	41.59%
	0 No		18	15.93%
	1 Yes		48	42.48%
		Total	113	100.00%
HB7_2	Training 2			
	-1 Inappropriate		47	41.59%
	0 No other trainings		41	36.28%
	1 Head Teacher Management Training (30 Days)		1	0.88%
	2 Head Teacher Leadership Development Training (10-18 Days)		1	0.88%
	3 Head Teacher Leadership Development Training (7 Days)		2	1.77%
	4 Head Teacher Leadership Development Training (4-5 days)		4	3.54%
	5 Head Teacher Performance enhancing training (2-3 Days)		6	5.31%
	6 Stress Management Training (2 Days)		1	0.88%
	7 Head Teacher Management Training (1 Days)		9	7.96%
	10 English Language Training (31-35 Days)		1	0.88%
		Total	113	100.00%
HB7_2a	When (Year)			
	-1 Inappropriate		88	77.88%
	2051-2076 Nepal Year (B.S.)		25	22.12%
		Total	113	100.00%
HB7_2b	Duration (Days)			
	-1 Inappropriate		88	77.88%
	1-45 Days		25	22.12%
		Total	113	100.00%
HB7_2c	Certificate (Yes/No)			
	-1 Inappropriate		88	77.88%
	0 No		8	7.08%
	1 Yes		17	15.04%
		Total	113	100.00%
HB7_3	Training 3			
	-1 Inappropriate		47	41.59%
	0 No other trainings		59	52.21%
	3 Head Teacher Leadership Development Training (7 Days)		1	0.88%
	5 Head Teacher Performance enhancing training (2-3 Days)		2	1.77%
	7 Head Teacher Management Training (1 Days)		4	3.54%
		Total	113	100.00%

HB7_3a	When (Year)			
		-1 Inappropriate	106	93.81%
	2057-2076	Nepali Year (B.S.)	7	6.19%
		Total	113	100.00%
HB7_3b	Duration (Days)			
		-1 Inappropriate	106	93.81%
	1-7	Days	7	6.19%
		Total	113	100.00%
HB7_3c	Certificate (Yes/No)			
		-1 Inappropriate	106	93.81%
		0 No	3	2.65%
		1 Yes	4	3.54%
		Total	113	100.00%
HB7_4	Training 4			
		-1 Inappropriate	47	41.59%
		0 No other trainings	64	56.64%
		Head Teacher Performance enhancing training (2-3	1	0.88%
		5 Days)		
		7 Head Teacher Management Training (1 Days)	1	0.88%
		Total	113	100.00%
HB7_4a	When (Year)			
		-1 Inappropriate	111	98.23%
	2072-2075	Nepali Year (B.S.)	2	1.77%
		Total	113	100.00%
HB7_4b	Duration (Days)			
		-1 Inappropriate	111	98.23%
	2-3	Days	2	1.77%
		Total	113	100.00%
HB7_4c	Certificate (Yes/No)			
		-1 Inappropriate	111	98.23%
		0 No	1	0.88%
		1 Yes	1	0.88%
		Total	113	100.00%
HB7_5	Training 5			
		-1 Inappropriate	47	41.59%
		0 No other trainings	64	56.64%
		Head Teacher Performance enhancing training (2-3	1	0.88%
		5 Days)		
		7 Head Teacher Management Training (1 Days)	1	0.88%
		Total	113	100.00%
HB7_5a	When (Year)			

		-1 Inappropriate	111	98.23%
	2074-2075	Nepali Year (B.S.)	2	1.77%
		Total	113	100.00%
HB7_5b	Duration (Days)			
		-1 Inappropriate	111	98.23%
		1-5 Days	2	1.77%
		Total	113	100.00%
HB7_5c	Certificate (Yes/No)			
		-1 Inappropriate	111	98.23%
		0 No	1	0.88%
		1 Yes	1	0.88%
		Total	113	100.00%
HB8	Did you take a teacher training program? If yes, which type? When? Please also tell us if you received your certificate.			
		0 No training at all	23	20.35%
		1 Yes	90	79.65%
		98 Don't know	0	0.00%
		99 Refused	0	0.00%
		Total	113	100.00%
HB8_1	Training 1			
		-1 Inappropriate	23	20.35%
		1 Teacher Professional Development Training (1 to 50 days)	49	43.36%
		2 Teacher Professional Development Training (51 to 100 days)	6	5.31%
		3 Teacher Professional Development Training (101 to 200 days)	2	1.77%
		4 Teacher Professional Development Training (201 to 300)	15	13.27%
		5 Teacher Professional Development Training (Over 300 days)	1	0.88%
		97 Others	17	15.04%
		Total	113	100.00%
HB8_1a	When (Year)			
		-1 Inappropriate	23	20.35%
		2039-2076 Nepali Year (B.S.)	90	79.65%
		Total	113	100.00%
HB8_1b	Duration (Days)			
		-1 Inappropriate	23	20.35%
		1-360 Days	90	79.65%
		Total	113	100.00%
HB8_1c	Certificate (Yes/No)			
		-1 Inappropriate	23	20.35%
		0 No	22	19.47%

		1 Yes	68	60.18%
		Total	113	100.00%
HB8_2	Training 2			
		-1 Inappropriate	23	20.35%
		0 No other training	27	23.89%
		Teacher Professional Development Training (1 to 50 days)	39	34.51%
		2 Teacher Professional Development Training (51 to 100 days)	3	2.65%
		3 Teacher Professional Development Training (101 to 200 days)	5	4.42%
		4 Teacher Professional Development Training (201 to 300)	1	0.88%
		5 Teacher Professional Development Training (Over 300 days)	1	0.88%
		97 Others	14	12.39%
		Total	113	100.00%
HB8_2a	When (Year)			
		-1 Inappropriate	50	44.25%
		2040-2075 Nepali Year (B.S.)	63	55.75%
		Total	113	100.00%
HB8_2b	Duration (Days)			
		-1 Inappropriate	50	44.25%
		1-50 Days	63	55.75%
		Total	113	100.00%
HB8_2c	Certificate (Yes/No)			
		-1 Inappropriate	50	44.25%
		0 No	12	10.62%
		1 Yes	51	45.13%
		Total	113	100.00%
HB8_3	Training 3			
		-1 Inappropriate	23	20.35%
		0 No other training	53	46.90%
		Teacher Professional Development Training (1 to 50 days)	25	22.12%
		2 Teacher Professional Development Training (51 to 100 days)	2	1.77%
		3 Teacher Professional Development Training (101 to 200 days)	1	0.88%
		4 Teacher Professional Development Training (201 to 300)	1	0.88%
		10 English Language Training (ELT-45 Days)	1	0.88%
		97 Others	7	6.19%
		Total	113	100.00%
HB8_3a	When (Year)			
		-1 Inappropriate	76	67.26%

	2046-2076 Nepali Year (B.S.)		37	32.74%
		Total	113	100.00%
HB8_3b	Duration (Days)			
	-1 Inappropriate		76	67.26%
	1-300 Days		37	32.74%
		Total	113	100.00%
HB8_3c	Certificate (Yes/No)			
	-1 Inappropriate		76	67.26%
	0 No		5	4.42%
	1 Yes		32	28.32%
		Total	113	100.00%
HB8_4	Training 4			
	-1 Inappropriate		23	20.35%
	0 No other training Teacher Professional Development Training (1 to 50 days)		81	71.68%
	1		9	7.96%
		Total	113	100.00%
HB8_4a	When (Year)			
	-1 Inappropriate		104	92.04%
	2046-2076 Nepali Year (B.S.)		9	7.96%
		Total	113	100.00%
HB8_4b	Duration (Days)			
	-1 Inappropriate		104	92.04%
	3-45 Days		9	7.96%
		Total	113	100.00%
HB8_4c	Certificate (Yes/No)			
	-1 Inappropriate		104	92.04%
	0 No		3	2.65%
	1 Yes		6	5.31%
		Total	113	100.00%
HB8_5	Training 5			
	-1 Inappropriate		23	20.35%
	0 No other training Teacher Professional Development Training (1 to 50 days)		85	75.22%
	1		5	4.42%
		Total	113	100.00%
HB8_5a	When (Year)			
	-1 Inappropriate		108	95.58%
	2065-2072 Nepali Year (B.S.)		5	4.42%
		Total	113	100.00%
HB8_5b	Duration (Days)			

		-1 Inappropriate	108	95.58%
		6-15 Days	5	4.42%
		Total	113	100.00%
HB8_5c	Certificate (Yes/No)			
		-1 Inappropriate	108	95.58%
		0 No	1	0.88%
		1 Yes	4	3.54%
		Total	113	100.00%
HB8_6	Training 6			
		-1 Inappropriate	23	20.35%
		0 No other training Teacher Professional Development Training (1 to 50 days)	87	76.99%
		1	3	2.65%
		Total	113	100.00%
HB8_6a	When (Year)			
		-1 Inappropriate	110	97.35%
		2057-2069 Nepali Year (B.S.)	3	2.65%
		Total	113	100.00%
HB8_6b	Duration (Days)			
		-1 Inappropriate	110	97.35%
		7-10 Days	3	2.65%
		Total	113	100.00%
HB8_6c	Certificate (Yes/No)			
		-1 Inappropriate	110	97.35%
		0 No	1	0.88%
		1 Yes	2	1.77%
		Total	113	100.00%
HB8_7	Training 7			
		-1 Inappropriate	23	20.35%
		0 No other training Teacher Professional Development Training (1 to 50 days)	88	77.88%
		1	1	0.88%
		97 Others	1	0.88%
		Total	113	100.00%
HB8_7a	When (Year)			
		-1 Inappropriate	111	98.23%
		2061-2064 Nepali Year (B.S.)	2	1.77%
		Total	113	100.00%
HB8_7b	Duration (Days)			
		-1 Inappropriate	111	98.23%
		10-70 Days	2	1.77%
		Total	113	100.00%

HB8_7c	Certificate (Yes/No)			
		-1 Inappropriate	111	98.23%
		0 No	0	0.00%
		1 Yes	2	1.77%
		Total	113	100.00%
HB9	Why did you choose to be a principal at this school instead of another school?			
	Mark all that apply			
HB9_1	Location, convenient location			
		0 No	71	62.83%
		1 Yes	42	37.17%
		Total	113	100.00%
HB9_2	Leave or other benefits			
		0 No	112	99.12%
		1 Yes	1	0.88%
		Total	113	100.00%
HB9_3	Salary			
		0 No	110	97.35%
		1 Yes	3	2.65%
		Total	113	100.00%
HB9_4	Commitment to the school's mission			
		0 No	87	76.99%
		1 Yes	26	23.01%
		Total	113	100.00%
HB9_5	Offered a permanent contract			
		0 No	113	100.00%
		1 Yes	0	0.00%
		Total	113	100.00%
HB9_6	Family or friends work at this school			
		0 No	109	96.46%
		1 Yes	4	3.54%
		Total	113	100.00%
HB9_7	Transfer			
		0 No	108	95.58%
		1 Yes	5	4.42%
		Total	113	100.00%
HB9_8	Newly appointed			
		0 No	104	92.04%
		1 Yes	9	7.96%
		Total	113	100.00%
HB9_9	Shareholder			

		0 No	77	68.14%
		1 Yes	36	31.86%
		Total	113	100.00%
HB9_10	Good community support			
		0 No	107	94.69%
		1 Yes	6	5.31%
		Total	113	100.00%
HB9_11	Being a teacher in this school			
		0 No	82	72.57%
		1 Yes	31	27.43%
		Total	113	100.00%
HB9_97	Other			
		0 No	93	82.30%
		1 Yes	20	17.70%
		Total	113	100.00%
HB9_97_1	Other (specify)			
		-1 Inappropriate	93	82.30%
		2 Because there is better school	5	4.42%
		3 Due to continuing work and seniority in this school	5	4.42%
		4 Due to not having a quality school in this area	2	1.77%
		5 To make the school better	2	1.77%
		6 To work by involving myself	3	2.65%
		17 Due to migration	1	0.88%
		18 Due to own school	2	1.77%
		Total	113	100.00%
HB10	How do you describe your involvement besides being the principal at this school?			
	Mark all that apply			
HB10_0	Principal only, no other involvement			
		0 No	107	94.69%
		1 Yes	6	5.31%
		Total	113	100.00%
HB10_1	Parent			
		0 No	79	69.91%
		1 Yes	34	30.09%
		Total	113	100.00%
HB10_2	Shareholder			
		0 No	65	57.52%
		1 Yes	48	42.48%
		Total	113	100.00%
HB10_3	SMC/SB			

		0 No	9	7.96%
		1 Yes	104	92.04%
		Total	113	100.00%
HB10_4	Parent Teacher Association			
		0 No	33	29.20%
		1 Yes	80	70.80%
		Total	113	100.00%
HB10_97	Other			
		0 No	105	92.92%
		1 Yes	8	7.08%
		Total	113	100.00%
HB10_97_1	Other (specify)			
		-1 Inappropriate	105	92.92%
		5 Donor	2	1.77%
		6 Board of directors	3	2.65%
		97 Others	3	2.65%
		Total	113	100.00%
HB11	Now, let's return to talking about where you are teaching currently. How many sessions do you teach in a typical week of teaching at this school? A typical week is one that is not shortened by breaks, public holidays, school events, or anything else.			
		1 Only administrative (Do not teach regularly)	11	9.73%
		2 2 Sessions	102	90.27%
		98 Don't Know	0	0.00%
		99 Refused	0	0.00%
		Total	113	100.00%
HB12	On the day you teach the most sessions at this school, how many sessions do you teach?			
		-1 Inappropriate	11	9.73%
		1-8 Sessions	102	90.27%
		98 Don't Know	0	0.00%
		99 Refused	0	0.00%
		Total	113	100.00%
HB13	How many average sessions do you teach in a week in place of a teacher who is absent?			
		0-30 Sessions	113	100.00%
		98 Don't Know	0	0.00%
		99 Refused	0	0.00%
		Total	113	100.00%
HB14	How long is each session on average?			
		40-50 Minutes	113	100.00%
		98 Don't Know	0	0.00%
		99 Refused	0	0.00%
		Total	113	100.00%

HB15	Thinking only about the work you do at this school, would you say you are paid well, you are paid enough, or you are paid poorly?			
	1 Paid well	28	24.78%	
	2 Paid enough	63	55.75%	
	3 Paid poorly	22	19.47%	
	98 Don't Know	0	0.00%	
	99 Refused	0	0.00%	
	Total	113	100.00%	
HB16	Would you say the benefits you receive are good, just enough, or poor?			
	1 Good benefits	28	24.78%	
	2 Just enough benefits	63	55.75%	
	3 Poor benefits	22	19.47%	
	98 Don't Know	0	0.00%	
	99 Refused	0	0.00%	
	Total	113	100.00%	
HB17	How were you recruited and hired as a principal at this school?			
	1 SMC/SB advertisement and selection based on competition	24	21.24%	
	2 SMC/SB appointment without advertisement and competition	67	59.29%	
	3 Local government advertisement and selection based on competition	0	0.00%	
	4 Local government appointment without advertisement and competition	0	0.00%	
	5 Federal government Teachers Service Commission	1	0.88%	
	6 Transferred from another school	1	0.88%	
	97 Others (Specify)	20	17.70%	
	98 Don't Know	0	0.00%	
	99 Refused	0	0.00%	
	Total	113	100.00%	
HB17_97	Other (specify)			
	-1 Inappropriate	93	82.30%	
	7 Selected due to being an investor	8	7.08%	
	8 Because of own private school	3	2.65%	
	9 Appointed by the School Management Committee	4	3.54%	
	97 Others	5	4.42%	
	Total	113	100.00%	

Section C: Community Facilities

HC1	Let's talk about community facilities. How far is the closest paved road from your school in walking distance?			
	1-30 Minutes	113	100.00%	
	98 Don't Know	0	0.00%	
	99 Refused	0	0.00%	

		Total	113	100.00%
HC2	How far is the closest government health facility from your school in walking distance?			
	2-60 Minutes	113	100.00%	
	98 Don't Know	0	0.00%	
	99 Refused	0	0.00%	
	Total	113	100.00%	
HC3	How far is the closest private health facility from your school in walking distance?			
	1-60 Minutes	113	100.00%	
	98 Don't Know	0	0.00%	
	99 Refused	0	0.00%	
	Total	113	100.00%	
HC4	How far is the closest public bus stop/place where people commonly board a bus from your school in walking distance?			
	1-30 Minutes	113	100.00%	
	98 Don't Know	0	0.00%	
	99 Refused	0	0.00%	
	Total	113	100.00%	
HC5	How far is the closest commercial bank/financial institution from your school in walking distance?			
	1-30 Minutes	113	100.00%	
	98 Don't Know	0	0.00%	
	99 Refused	0	0.00%	
	Total	113	100.00%	
HC6	For Interviewer: (See the pre-edit)			
	1 This is Basic school. (Grade 1-8)	23	20.35%	
	2 This is Secondary school → Go to HC7	90	79.65%	
	Total	113	100.00%	
HC6_1	How much time does it take to reach the closest secondary school from your school in walking distance?			
	-1 Inappropriate	90	79.65%	
	5-45 Minutes	23	20.35%	
	98 Don't Know	0	0.00%	
	99 Refused	0	0.00%	
	Total	113	100.00%	
HC7	How much time does it take to reach the closest campus from your school in walking distance?			
	1-120 Minutes	113	100.00%	
	98 Don't Know	0	0.00%	
	99 Refused	0	0.00%	
	Total	113	100.00%	
	Which of the following is an applied teaching method in your school? Mark the appropriate grades & multiple response possible			

HC8M_m	Teaching Techniques (Montessori)			
	1 Grade teaching	26	23.01%	
	9 Does not exist	87	76.99%	
	Total	113	100.00%	
HC8N_m	Teaching Techniques (Nursery)			
	1 Grade teaching	112	99.12%	
	9 Does not exist	1	0.88%	
	Total	113	100.00%	
HC8LKG_m	Teaching Techniques (LKG)			
	1 Grade teaching	51	45.13%	
	3 Subject teaching	2	1.77%	
	9 Does not exist	60	53.10%	
	Total	113	100.00%	
HC8UKG_m	Teaching Techniques (UKG)			
	1 Grade teaching	49	43.36%	
	3 Subject teaching	4	3.54%	
	9 Does not exist	60	53.10%	
	Total	113	100.00%	
HC8KG_m	Teaching Techniques (KG)			
	1 Grade teaching	58	51.33%	
	3 Subject teaching	9	7.96%	
	9 Does not exist	46	40.71%	
	Total	113	100.00%	
HC8_1_m	Teaching Techniques (One class)			
	1 Grade teaching	18	15.93%	
	3 Subject teaching	95	84.07%	
	Total	113	100.00%	
HC8_2_m	Teaching Techniques (Two class)			
	1 Grade teaching	10	8.85%	
	3 Subject teaching	102	90.27%	
	9 Does not exist	1	0.88%	
	Total	113	100.00%	
HC8_3_m	Teaching Techniques (Three class)			
	1 Grade teaching	4	3.54%	
	3 Subject teaching	108	95.58%	
	9 Does not exist	1	0.88%	
	Total	113	100.00%	
HC8_4_m	Teaching Techniques (Four class)			
	3 Subject teaching	112	99.12%	

	9 Does not exist	1	0.88%
	Total	113	100.00%
HC8_5_m	Teaching Techniques (Five class)		
	3 Subject teaching	112	99.12%
	9 Does not exist	1	0.88%
	Total	113	100.00%
HC8_6_m	Teaching Techniques (Six class)		
	3 Subject teaching	113	100.00%
	Total	113	100.00%
HC8_7_m	Teaching Techniques (Seven class)		
	3 Subject teaching	113	100.00%
	Total	113	100.00%
HC8_8_m	Teaching Techniques (Eight class)		
	3 Subject teaching	113	100.00%
	Total	113	100.00%
HC8_9_m	Teaching Techniques (Nine class)		
	3 Subject teaching	90	79.65%
	9 Does not exist	23	20.35%
	Total	113	100.00%
HC8_10_m	Teaching Techniques (Ten class)		
	3 Subject teaching	90	79.65%
	9 Does not exist	23	20.35%
	Total	113	100.00%
HC8_11_m	Teaching Techniques (Eleven class)		
	3 Subject teaching	30	26.55%
	9 Does not exist	83	73.45%
	Total	113	100.00%
HC8_12_m	Teaching Techniques (Twelve class)		
	3 Subject teaching	29	25.66%
	9 Does not exist	84	74.34%
	Total	113	100.00%
HC8M_m_s	Teaching Medium (Montessori)		
	1 English medium	19	16.81%
	9 Does not exist	88	77.88%
	12 Both English and Nepali medium	6	5.31%
	Total	113	100.00%
HC8N_s	Teaching Medium (Nursery)		
	1 English medium	96	84.96%
	2 Nepali medium,	1	0.88%
	9 Does not exist	1	0.88%

	12 Both English and Nepali medium	15	13.27%
	Total	113	100.00%
HC8LKG_s	Teaching Medium (LKG)		
	1 English medium	51	45.13%
	9 Does not exist	59	52.21%
	12 Both English and Nepali medium	3	2.65%
	Total	113	100.00%
HC8UKG_s	Teaching Medium (UKG)		
	1 English medium	51	45.13%
	9 Does not exist	59	52.21%
	12 Both English and Nepali medium	3	2.65%
	Total	113	100.00%
HC8KG_s	Teaching Medium (KG)		
	1 English medium	62	54.87%
	2 Nepali medium	1	0.88%
	9 Does not exist	45	39.82%
	12 Both English and Nepali medium	5	4.42%
	Total	113	100.00%
HC8_1_s	Teaching Medium (One class)		
	1 English medium	108	95.58%
	2 Nepali medium	1	0.88%
	12 Both English and Nepali medium	4	3.54%
	Total	113	100.00%
HC8_2_s	Teaching Medium (Two class)		
	1 English medium	106	93.81%
	2 Nepali medium	2	1.77%
	9 Does not exist	1	0.88%
	12 Both English and Nepali medium	4	3.54%
	Total	113	100.00%
HC8_3_s	Teaching Medium (Three class)		
	1 English medium	106	93.81%
	2 Nepali medium	2	1.77%
	9 Does not exist	1	0.88%
	12 Both English and Nepali medium	4	3.54%
	Total	113	100.00%
HC8_4_s	Teaching Medium (Four class)		
	1 English medium	103	91.15%
	2 Nepali medium	6	5.31%
	9 Does not exist	1	0.88%
	12 Both English and Nepali medium	3	2.65%
	Total	113	100.00%
HC8_5_s	Teaching Medium (Five class)		

		1 English medium	100	88.50%
		2 Nepali medium	9	7.96%
		9 Does not exist	1	0.88%
		12 Both English and Nepali medium	3	2.65%
		Total	113	100.00%
HC8_6_s	Teaching Medium (Six class)			
		1 English medium	80	70.80%
		2 Nepali medium	21	18.58%
		12 Both English and Nepali medium	12	10.62%
		Total	113	100.00%
HC8_7_s	Teaching Medium (Seven class)			
		1 English medium	77	68.14%
		2 Nepali medium	22	19.47%
		12 Both English and Nepali medium	14	12.39%
		Total	113	100.00%
HC8_8_s	Teaching Medium (Eight class)			
		1 English medium	69	61.06%
		2 Nepali medium	27	23.89%
		12 Both English and Nepali medium	17	15.04%
		Total	113	100.00%
HC8_9_s	Teaching Medium (Nine class)			
		1 English medium	53	46.90%
		2 Nepali medium	20	17.70%
		9 Does not exist	23	20.35%
		12 Both English and Nepali medium	17	15.04%
		Total	113	100.00%
HC8_10_s	Teaching Medium (Ten class)			
		1 English medium	52	46.02%
		2 Nepali medium	23	20.35%
		9 Does not exist	23	20.35%
		12 Both English and Nepali medium	15	13.27%
		Total	113	100.00%
HC8_11_s	Teaching Medium (Eleven class)			
		1 English medium	11	9.73%
		2 Nepali medium	10	8.85%
		9 Does not exist	84	74.34%
		12 Both English and Nepali medium	8	7.08%
		Total	113	100.00%
HC8_12_s	Teaching Medium (Twelve class)			
		1 English medium	10	8.85%
		2 Nepali medium	10	8.85%
		9 Does not exist	85	75.22%
		12 Both English and Nepali medium	8	7.08%

		Total	113	100.00%
--	--	--------------	------------	----------------

Section D: Delegation

	Let's talk about school management and delegation.			
	Let's talk about the current SMC/SB. When was this SMC/SB formed?			
HD1_M	1-12 Nepali month		113	100.00%
		Total	113	100.00%
HD1_Y	2072-2076 Year		113	100.00%
		Total	113	100.00%
HD2	How many SMC/SB meetings were held from 01 Baisakh, 2075 to 30 Chaitra, 2075?			
	Look at the minute book and note it down			
	2-48 Number		113	100.00%
	98 Don't know		0	0.00%
	99 Refused		0	0.00%
		Total	113	100.00%
HD3	Have you prepared a school improvement plan?			
	0 No		7	6.19%
	1 Yes		106	93.81%
	98 Don't Know		0	0.00%
	99 Refused		0	0.00%
		Total	113	100.00%
HD4	When was the School Improvement Plan (SIP) last revised?			
	0 No SIP prepared		7	6.19%
	2066-2076 Nepali Year (B.S.)		106	93.81%
	98 Don't Know		0	0.00%
	99 Refused		0	0.00%
		Total	113	100.00%
HD5	Have you made any changes to the SIP in school year 2075?			
	0 No		25	22.12%
	1 Yes		88	77.88%
	98 Don't Know		0	0.00%
	99 Refused		0	0.00%
		Total	113	100.00%
HD6	What sort of school performance indicators do you monitor/evaluate?			
	Multiple responses possible. Do not read the possible answers			
HD6_1	Student's achievement in school subjects			
	0 No		7	6.19%
	1 Yes		106	93.81%
		Total	113	100.00%
HD6_2	Student's regularity in class room			

		0 No	12	10.62%
		1 Yes	101	89.38%
		Total	113	100.00%
HD6_3	Teacher's regularity in class teaching			
		0 No	17	15.04%
		1 Yes	96	84.96%
		Total	113	100.00%
HD6_4	Quality of classroom teaching of teachers			
		0 No	21	18.58%
		1 Yes	92	81.42%
		Total	113	100.00%
HD6_5	Proportion of dropouts/repeaters in class			
		0 No	66	58.41%
		1 Yes	47	41.59%
		Total	113	100.00%
HD6_6	Enrollment of disadvantaged child in school			
		0 No	73	64.60%
		1 Yes	40	35.40%
		Total	113	100.00%
HD6_7	Overall enrollment in school			
		0 No	56	49.56%
		1 Yes	57	50.44%
		Total	113	100.00%
HD6_8	School income			
		0 No	43	38.05%
		1 Yes	70	61.95%
		Total	113	100.00%
HD6_9	School expenditures			
		0 No	46	40.71%
		1 Yes	67	59.29%
		Total	113	100.00%
HD6_10	Teacher Stability			
		0 No	74	65.49%
		1 Yes	39	34.51%
		Total	113	100.00%
HD6_11	Timely fee paid			
		0 No	93	82.30%
		1 Yes	20	17.70%
		Total	113	100.00%
HD6_97	Others			

		0 No	97	85.84%
		1 Yes	16	14.16%
		Total	113	100.00%
HD6_97_1	Others (Specify)			
		-1 Inappropriate	97	85.84%
		12 State of physical infrastructure	6	5.31%
		13 Extra activities	5	4.42%
		97 Others	5	4.42%
		Total	113	100.00%
HD7	Is there a parent teacher association (PTA) formed in this school?			
		0 No	1	0.88%
		1 Yes	112	99.12%
		98 Don't Know	0	0.00%
		99 Refused	0	0.00%
		Total	113	100.00%
HD8	Is the PTA duly formed?			
		-1 Inappropriate	1	0.88%
		0 No	0	0.00%
		1 Yes	112	99.12%
		98 Don't Know	0	0.00%
		99 Refused	0	0.00%
		Total	113	100.00%
HD9	How many times did the PTA meet in school year 2075? Look at the minute book and note it down.			
		-1 Inappropriate	1	0.88%
		0-22 Number	112	99.12%
		98 Don't Know	0	0.00%
		99 Refused	0	0.00%
		Total	113	100.00%
HD10	Do you have a system of guardian's general meeting?			
		0 No	4	3.54%
		1 Yes	109	96.46%
		98 Don't Know	0	0.00%
		99 Refused	0	0.00%
		Total	113	100.00%
HD11	How many times did it meet in the last year from 1 Baisakh to Chaitra 30, 2075?			
		-1 Inappropriate	4	3.54%
		1-55 Number	109	96.46%
		98 Don't Know	0	0.00%
		99 Refused	0	0.00%
		Total	113	100.00%
	What is generally discussed in guardian's general meeting?			

Multiple responses possible. Do not read the possible answers. Please mark and give number for 3 main options in the box.

HD12_1	Construction issues			
	-1 Inappropriate	4	3.54%	
	0 No	84	74.34%	
	1 Yes	25	22.12%	
	Total	113	100.00%	
HD12_1a	Construction issues (Priority number)			
	-1 Inappropriate	88	77.88%	
	0 No	17	15.04%	
	1 First	3	2.65%	
	2 Second	3	2.65%	
	3 Third	2	1.77%	
	Total	113	100.00%	
HD12_2	Enrollment issues			
	-1 Inappropriate	4	3.54%	
	0 No	78	69.03%	
	1 Yes	31	27.43%	
	Total	113	100.00%	
HD12_2a	Enrollment issues (Priority number)			
	-1 Inappropriate	82	72.57%	
	0 No	26	23.01%	
	1 First	1	0.88%	
	2 Second	3	2.65%	
	3 Third	1	0.88%	
	Total	113	100.00%	
HD12_3	Regularity of students			
	-1 Inappropriate	4	3.54%	
	0 No	27	23.89%	
	1 Yes	82	72.57%	
	Total	113	100.00%	
HD12_3a	Regularity of students (Priority number)			
	-1 Inappropriate	31	27.43%	
	0 No	40	35.40%	
	1 First	14	12.39%	
	2 Second	13	11.50%	
	3 Third	15	13.27%	
	Total	113	100.00%	
HD12_4	Regularity of teachers			
	-1 Inappropriate	4	3.54%	
	0 No	75	66.37%	
	1 Yes	34	30.09%	

		Total	113	100.00%
HD12_4a	Regularity of teachers (Priority number)			
	-1 Inappropriate	79	69.91%	
	0 No	26	23.01%	
	1 First	2	1.77%	
	2 Second	4	3.54%	
	3 Third	2	1.77%	
	Total	113	100.00%	
HD12_5	Financial situation of school			
	-1 Inappropriate	4	3.54%	
	0 No	83	73.45%	
	1 Yes	26	23.01%	
	Total	113	100.00%	
HD12_5a	Financial situation of school (Priority number)			
	-1 Inappropriate	88	77.88%	
	0 No	19	16.81%	
	1 First	1	0.88%	
	2 Second	4	3.54%	
	3 Third	1	0.88%	
	Total	113	100.00%	
HD12_6	Resource mobilization			
	-1 Inappropriate	4	3.54%	
	0 No	88	77.88%	
	1 Yes	21	18.58%	
	Total	113	100.00%	
HD12_6a	Resource mobilization (Priority number)			
	-1 Inappropriate	92	81.42%	
	0 No	17	15.04%	
	1 First	1	0.88%	
	3 Third	3	2.65%	
	Total	113	100.00%	
HD12_7	School improvement plan			
	-1 Inappropriate	4	3.54%	
	0 No	71	62.83%	
	1 Yes	38	33.63%	
	Total	113	100.00%	
HD12_7a	School improvement plan (Priority number)			
	-1 Inappropriate	75	66.37%	
	0 No	31	27.43%	
	1 First	2	1.77%	
	2 Second	3	2.65%	
	3 Third	2	1.77%	
	Total	113	100.00%	

HD12_8	Scholarship program			
	-1 Inappropriate	4	3.54%	
	0 No	63	55.75%	
	1 Yes	46	40.71%	
	Total	113	100.00%	
HD12_8a	Scholarship program (Priority number)			
	-1 Inappropriate	67	59.29%	
	0 No	41	36.28%	
	2 Second	3	2.65%	
	3 Third	2	1.77%	
	Total	113	100.00%	
HD12_9	Curriculum			
	-1 Inappropriate	4	3.54%	
	0 No	81	71.68%	
	1 Yes	28	24.78%	
	Total	113	100.00%	
HD12_9a	Curriculum (Priority number)			
	-1 Inappropriate	85	75.22%	
	0 No	16	14.16%	
	1 First	3	2.65%	
	2 Second	7	6.19%	
	3 Third	2	1.77%	
	Total	113	100.00%	
HD12_10	Educational Quality			
	-1 Inappropriate	4	3.54%	
	0 No	8	7.08%	
	1 Yes	101	89.38%	
	Total	113	100.00%	
HD12_10a	Educational Quality (Priority number)			
	-1 Inappropriate	12	10.62%	
	0 No	25	22.12%	
	1 First	48	42.48%	
	2 Second	16	14.16%	
	3 Third	12	10.62%	
	Total	113	100.00%	
HD12_11	Student Achievement			
	-1 Inappropriate	4	3.54%	
	0 No	25	22.12%	
	1 Yes	84	74.34%	
	Total	113	100.00%	
HD12_11a	Student Achievement (Priority number)			
	-1 Inappropriate	29	25.66%	

		0 No	26	23.01%
		1 First	23	20.35%
		2 Second	19	16.81%
		3 Third	16	14.16%
		Total	113	100.00%
HD12_12	Role of Parents			
		-1 Inappropriate	4	3.54%
		0 No	41	36.28%
		1 Yes	68	60.18%
		Total	113	100.00%
HD12_12a	Role of Parents (Priority number)			
		-1 Inappropriate	45	39.82%
		0 No	37	32.74%
		1 First	3	2.65%
		2 Second	16	14.16%
		3 Third	12	10.62%
		Total	113	100.00%
HD12_13	Role of Students			
		-1 Inappropriate	4	3.54%
		0 No	49	43.36%
		1 Yes	60	53.10%
		Total	113	100.00%
HD12_13a	Role of Students (Priority number)			
		-1 Inappropriate	53	46.90%
		0 No	46	40.71%
		1 First	3	2.65%
		2 Second	4	3.54%
		3 Third	7	6.19%
		Total	113	100.00%
HD12_14	Role of School			
		-1 Inappropriate	4	3.54%
		0 No	64	56.64%
		1 Yes	45	39.82%
		Total	113	100.00%
HD12_14a	Role of School (Priority number)			
		-1 Inappropriate	68	60.18%
		0 No	38	33.63%
		1 First	1	0.88%
		3 Third	6	5.31%
		Total	113	100.00%
HD12_15	Role of Teachers			
		-1 Inappropriate	4	3.54%
		0 No	52	46.02%

	1 Yes	57	50.44%
	Total	113	100.00%
HD12_15a	Role of Teachers (Priority number)		
	-1 Inappropriate	56	49.56%
	0 No	47	41.59%
	1 First	2	1.77%
	2 Second	3	2.65%
	3 Third	5	4.42%
	Total	113	100.00%
HD12_16	Transportation Facility		
	-1 Inappropriate	4	3.54%
	0 No	79	69.91%
	1 Yes	30	26.55%
	Total	113	100.00%
HD12_16a	Transportation Facility (Priority number)		
	-1 Inappropriate	83	73.45%
	0 No	30	26.55%
	Total	113	100.00%
HD12_17	Tuition/Coaching/Extra class		
	-1 Inappropriate	4	3.54%
	0 No	49	43.36%
	1 First	60	53.10%
	Total	113	100.00%
HD12_17a	Tuition/Coaching/Extra class (Priority number)		
	-1 Inappropriate	53	46.90%
	0 No	44	38.94%
	1 First	1	0.88%
	2 Second	5	4.42%
	3 Third	10	8.85%
	Total	113	100.00%
HD12_97	Other		
	-1 Inappropriate	4	3.54%
	0 No	89	78.76%
	1 Yes	20	17.70%
	Total	113	100.00%
HD12_97_1	Others (specify)		
	-1 Inappropriate	93	82.30%
	18 Topics of student health and student discipline	6	5.31%
	21 About school sanitation, student dress	3	2.65%
	22 About Extra Activities	4	3.54%
	23 Discussion about fees	2	1.77%
	24 Concerning student services	1	0.88%
	97 Others	4	3.54%

		Total	113	100.00%
HD12_97_1a	Other (Priority number)			
	-1 Inappropriate	90	79.65%	
	0 No	8	7.08%	
	1 First	1	0.88%	
	2 Second	5	4.42%	
	3 Third	9	7.96%	
	Total	113	100.00%	
HD12_97_2	Others (specify)			
	-1 Inappropriate	90	79.65%	
	0 No	22	19.47%	
	25 Regarding physical infrastructure	1	0.88%	
	Total	113	100.00%	
HD12_97_2a	Other (Priority number)			
	-1 Inappropriate	112	99.12%	
	2 Second	1	0.88%	
	Total	113	100.00%	
HD13	<p>Now I am going to read some statements. Please tell me if you strongly disagree, disagree, agree or strongly agree.</p> <p>How strongly do you agree or disagree with this statement: "The School Management Committee provides the principal with adequate autonomy for making important decisions regarding school operation?" Do you strongly disagree, disagree, agree, or strongly agree?</p>			
	1 Strongly Disagree	2	1.77%	
	2 Disagree	16	14.16%	
	3 Agree	83	73.45%	
	4 Strongly Agree	12	10.62%	
	98 Don't know	0	0.00%	
	99 Refused	0	0.00%	
	Total	113	100.00%	
HD14	<p>How strongly do you agree or disagree with this statement: "The School Management Committee tries to control directly too many decisions about the operation of the school that should be made instead by the principal."</p>			
	1 Strongly Disagree	10	8.85%	
	2 Disagree	71	62.83%	
	3 Agree	31	27.43%	
	4 Strongly Agree	1	0.88%	
	98 Don't know	0	0.00%	
	99 Refused	0	0.00%	
	Total	113	100.00%	
HD15	<p>How strongly do you agree or disagree with this statement: "The local municipality provides the principal with adequate autonomy for making important decisions regarding school operation?" Do you strongly disagree, disagree, agree, or strongly agree?</p>			
	1 Strongly Disagree	0	0.00%	

		2 Disagree	35	30.97%
		3 Agree	71	62.83%
		4 Strongly Agree	7	6.19%
		98 Don't know	0	0.00%
		99 Refused	0	0.00%
		Total	113	100.00%
HD16	How strongly do you agree or disagree with this statement: "The local municipality tries to control directly too many decisions about the operation of the school that should be made instead by the school itself." Do you strongly disagree, disagree, agree, or strongly agree?			
		1 Strongly Disagree	3	2.65%
		2 Disagree	75	66.37%
		3 Agree	35	30.97%
		4 Strongly Agree	0	0.00%
		98 Don't know	0	0.00%
		99 Refused	0	0.00%
		Total	113	100.00%

Section E: Enforcement: Compliance monitoring, recordkeeping

	Let's talk about enforcement, compliance monitoring, and recordkeeping.			
HE1	To your knowledge, how many times did the following officials visit or supervise this school during the 2075 school year? Mayor or deputy Mayor of metropolitan city			
		0 Never	89	78.76%
		1-5 Times	24	21.24%
		98 Don't know	0	0.00%
		99 Refused	0	0.00%
		Total	113	100.00%
HE2	Ward chairperson			
		0 Never	23	20.35%
		1-30 Times	90	79.65%
		98 Don't know	0	0.00%
		99 Refused	0	0.00%
		Total	113	100.00%
HE3	Ward member			
		0 Never	37	32.74%
		1-25 Times	76	67.26%
		98 Don't know	0	0.00%
		99 Refused	0	0.00%
		Total	113	100.00%
HE4	Officials of the Department of Education or Education Development & Human Resource Development Center			
		0 Never	65	57.52%

		1-10 Times	48	42.48%
		98 Don't know	0	0.00%
		99 Refused	0	0.00%
		Total	113	100.00%
HE5	Officials from the Regional Education Directorate			
		0 Never	94	83.19%
		1-5 Times	19	16.81%
		98 Don't know	0	0.00%
		99 Refused	0	0.00%
		Total	113	100.00%
HE6	Education office or Education Development and Coordination Unit			
		0 Never	40	35.40%
		1-8 Times	73	64.60%
		98 Don't know	0	0.00%
		99 Refused	0	0.00%
		Total	113	100.00%
HE7	Municipality Education Section Office			
		0 Never	21	18.58%
		1-8 Times	92	81.42%
		98 Don't know	0	0.00%
		99 Refused	0	0.00%
		Total	113	100.00%
HE8	School inspectors			
		0 Never	21	18.58%
		1-10 Times	92	81.42%
		98 Don't know	0	0.00%
		99 Refused	0	0.00%
		Total	113	100.00%
HE9	Resource person			
		0 Never	50	44.25%
		1-10 Times	63	55.75%
		98 Don't know	0	0.00%
		99 Refused	0	0.00%
		Total	113	100.00%
HE10	Others; besides those mentioned above (please specify)			
		0 Never	78	69.03%
		10 Officials from Private & Boarding School's Organization Nepal (PABSON)- Chitwan	8	7.08%
		11 District Coordination Committee	7	6.19%
		13 Parent Teacher Association	4	3.54%
		15 Social workers, Club members and Donors	7	6.19%
		16 Officials from Ministry of Education	7	6.19%
		17 From Exam Control Office	1	0.88%
		18 Education experts	1	0.88%

		98 Don't know	0	0.00%
		99 Refused	0	0.00%
		Total	113	100.00%
HE10a	Number of their Visit/Supervision			
	-1 Inappropriate	77	68.14%	
	1-12 Times	36	31.86%	
	98 Don't know	0	0.00%	
	99 Refused	0	0.00%	
	Total	113	100.00%	
HE11	Have any of the officials who visited your school during the 2075 school year observed any classes that your school's teachers taught?			
	0 No	41	36.28%	
	1 Yes	72	63.72%	
	98 Don't know	0	0.00%	
	99 Refused	0	0.00%	
	Total	113	100.00%	
HE12_1	If yes, who observed the classrooms? School inspector			
	-1 Inappropriate	41	36.28%	
	0 No	28	24.78%	
	1 Yes	44	38.94%	
	Total	113	100.00%	
HE12_1a	Number of their class observation			
	-1 Inappropriate	69	61.06%	
	1-7 Times	44	38.94%	
	Total	113	100.00%	
HE12_2	Resource person			
	-1 Inappropriate	41	36.28%	
	0 No	47	41.59%	
	1 Yes	25	22.12%	
	Total	113	100.00%	
HE12_2a	Number of their class observation			
	-1 Inappropriate	88	77.88%	
	1-6 Times	25	22.12%	
	Total	113	100.00%	
HE12_3	Municipal Education Administration Staff			
	-1 Inappropriate	41	36.28%	
	0 No	60	53.10%	
	1 Yes	12	10.62%	
	Total	113	100.00%	
HE12_3a	Number of their class observation			
	-1 Inappropriate	101	89.38%	
	1-2 Times	12	10.62%	

		Total	113	100.00%
HE12_4	Directorate of Regional Education			
	-1 Inappropriate	41	36.28%	
	0 No	68	60.18%	
	1 Yes	4	3.54%	
	Total	113	100.00%	
HE12_4a	Number of their class observation			
	-1 Inappropriate	109	96.46%	
	1-3 Time	4	3.54%	
	Total	113	100.00%	
HE12_5	Education office or Education Development and Coordination Unit			
	-1 Inappropriate	41	36.28%	
	0 No	67	59.29%	
	1 Yes	5	4.42%	
	Total	113	100.00%	
HE12_5a	Number of their class observation			
	-1 Inappropriate	108	95.58%	
	1 Time	5	4.42%	
	Total	113	100.00%	
HE12_6	Officials from Private & Boarding Schools Organization Nepal (PABSON)- Chitwan			
	-1 Inappropriate	41	36.28%	
	0 No	69	61.06%	
	1 Yes	3	2.65%	
	Total	113	100.00%	
HE12_6a	Number of their class observation			
	-1 Inappropriate	110	97.34%	
	1-2 Time	3	2.65%	
	Total	113	100.00%	
HE12_7	Parent Teacher Association			
	-1 Inappropriate	41	36.28%	
	0 No	69	61.06%	
	1 Yes	3	2.65%	
	Total	113	100.00%	
HE12_7a	Number of their class observation			
	-1 Inappropriate	110	97.35%	
	1-3 Time	3	2.65%	
	Total	113	100.00%	
HE12_8	Ward chairperson			
	-1 Inappropriate	41	36.28%	
	0 No	67	59.29%	
	1 Yes	5	4.42%	

HE12_8a	Number of their class observation		Total	113	100.00%
	-1 Inappropriate			108	95.58%
	1-4 Time			5	4.42%
			Total	113	100.00%
HE12_9	Member of the Province Government				
	-1 Inappropriate			41	36.28%
	0 No			71	62.83%
	1 Yes			1	0.88%
			Total	113	100.00%
HE12_9a	Number of their class observation				
	-1 Inappropriate			112	99.11%
	1 Time			1	0.88%
			Total	113	100.00%
HE13	Did any of them who observed classes that your school's teachers taught give feedback to you and your teachers during the 2075 school year?				
	0 No	→ Go to HE15		40	35.40%
	1 Yes			73	64.60%
	98 Don't know			0	0.00%
	99 Refused			0	0.00%
			Total	113	100.00%
HE14	How useful was this feedback that you received about your school during the 2075 school year? Would you say a lot useful, somewhat useful or not useful at all?				
	-1 Inappropriate			40	35.40%
	1 A lot useful			28	24.78%
	2 Somewhat useful			45	39.82%
	3 Not useful at all			0	0.00%
	98 Don't know			0	0.00%
	99 Refused			0	0.00%
			Total	113	100.00%
HE15	Did any of those who observed your school demonstrate a model class in the last school year 2075?				
	0 No			108	95.58%
	1 Yes			5	4.42%
	98 Don't know			0	0.00%
	99 Refused			0	0.00%
			Total	113	100.00%
HE16	How many times did you observe a classroom when a teacher was teaching during the 2075 school year?				
	0-200 No. of classroom observation			113	100.00%
	98 Don't know			0	0.00%
	99 Refused			0	0.00%
			Total	113	100.00%
HE17	Did you demonstrate a model class for any of your teachers in your school in the 2075 school year?				



		0 No	54	47.79%
		1 Yes	59	52.21%
		98 Don't know	0	0.00%
		99 Refused	0	0.00%
		Total	113	100.00%
HE18	Did you give informal feedback to teachers for teaching improvement during the 2075 school year? If yes, how many times?			
		0 Never	8	7.08%
		1-150 Times	105	92.92%
		98 Don't know	0	0.00%
		99 Refused	0	0.00%
		Total	113	100.00%
HE19	Did you give formal feedback to teachers for teaching improvement during the 2075 school year? If yes, how many times?			
		0 Never	76	67.26%
		1-14 Times	37	32.74%
		98 Don't know	0	0.00%
		99 Refused	0	0.00%
		Total	113	100.00%
HE20	Did you meet with a teacher for school activities and challenges during school year 2075? If yes, how many times?			
		0 Never	5	4.42%
		1-10 Times	108	95.58%
		98 Don't know	0	0.00%
		99 Refused	0	0.00%
		Total	113	100.00%
HE21	Did you meet with teachers to learn about a new teaching method or new academic materials during the 2075 school year? If yes, how many times?			
		0 Never	14	12.39%
		1-24 Times	99	87.61%
		98 Don't know	0	0.00%
		99 Refused	0	0.00%
		Total	113	100.00%
HE22	While teaching in the classroom, what portion of your schools' teachers teach in the classroom with lesson plans? Most of teachers, about three-quarters of teachers, about half of teachers, about quarter of teachers, or no teachers?			
		0 No teachers use lesson plan	3	2.65%
		1 Most of teachers teach with lesson plan	24	21.24%
		2 About three-quarters of teachers teach with lesson plan	26	23.01%
		3 About half of teachers teach with lesson plan	31	27.43%
		4 About quarter of teachers teach with lesson plan	29	25.66%
		98 Don't know	0	0.00%
		99 Refused	0	0.00%
		Total	113	100.00%

HE23	<p>While teaching in the classroom, what portion of your schools' teachers use teaching materials (besides for daily use)? Most of teachers, about three-quarters of teachers, about half of teachers, about quarter of teachers, or no teachers?</p> <table><tr><td>0</td><td>No teachers use teaching materials</td><td>1</td><td>0.88%</td></tr><tr><td>1</td><td>Most of teachers use teaching materials</td><td>14</td><td>12.39%</td></tr><tr><td>2</td><td>About three-quarters of teachers use teaching materials</td><td>25</td><td>22.12%</td></tr><tr><td>3</td><td>About half of teachers use teaching materials</td><td>46</td><td>40.71%</td></tr><tr><td>4</td><td>About quarter of teachers use teaching materials</td><td>27</td><td>23.89%</td></tr><tr><td>98</td><td>Don't know</td><td>0</td><td>0.00%</td></tr><tr><td>99</td><td>Refused</td><td>0</td><td>0.00%</td></tr><tr><td colspan="2">Total</td><td>113</td><td>100.00%</td></tr></table>	0	No teachers use teaching materials	1	0.88%	1	Most of teachers use teaching materials	14	12.39%	2	About three-quarters of teachers use teaching materials	25	22.12%	3	About half of teachers use teaching materials	46	40.71%	4	About quarter of teachers use teaching materials	27	23.89%	98	Don't know	0	0.00%	99	Refused	0	0.00%	Total		113	100.00%
0	No teachers use teaching materials	1	0.88%																														
1	Most of teachers use teaching materials	14	12.39%																														
2	About three-quarters of teachers use teaching materials	25	22.12%																														
3	About half of teachers use teaching materials	46	40.71%																														
4	About quarter of teachers use teaching materials	27	23.89%																														
98	Don't know	0	0.00%																														
99	Refused	0	0.00%																														
Total		113	100.00%																														
HE24	<p>While teaching in the classroom, what portion of your schools' teachers use discussion and interactive teaching methods? Most of teachers, about three-quarters of teachers, about half of teachers, about quarter of teachers, or no teachers?</p> <table><tr><td>0</td><td>No teachers use discussion and interactive teaching methods</td><td>0</td><td>0.00%</td></tr><tr><td>1</td><td>Most of teachers use discussion and interactive teaching methods</td><td>30</td><td>26.55%</td></tr><tr><td>2</td><td>About three-quarters of teachers use discussion and interactive teaching methods</td><td>47</td><td>41.59%</td></tr><tr><td>3</td><td>About half of teachers use discussion and interactive teaching methods</td><td>30</td><td>26.55%</td></tr><tr><td>4</td><td>About quarter of teachers use discussion and interactive teaching methods</td><td>6</td><td>5.31%</td></tr><tr><td>98</td><td>Don't know</td><td>0</td><td>0.00%</td></tr><tr><td>99</td><td>Refused</td><td>0</td><td>0.00%</td></tr><tr><td colspan="2">Total</td><td>113</td><td>100.00%</td></tr></table>	0	No teachers use discussion and interactive teaching methods	0	0.00%	1	Most of teachers use discussion and interactive teaching methods	30	26.55%	2	About three-quarters of teachers use discussion and interactive teaching methods	47	41.59%	3	About half of teachers use discussion and interactive teaching methods	30	26.55%	4	About quarter of teachers use discussion and interactive teaching methods	6	5.31%	98	Don't know	0	0.00%	99	Refused	0	0.00%	Total		113	100.00%
0	No teachers use discussion and interactive teaching methods	0	0.00%																														
1	Most of teachers use discussion and interactive teaching methods	30	26.55%																														
2	About three-quarters of teachers use discussion and interactive teaching methods	47	41.59%																														
3	About half of teachers use discussion and interactive teaching methods	30	26.55%																														
4	About quarter of teachers use discussion and interactive teaching methods	6	5.31%																														
98	Don't know	0	0.00%																														
99	Refused	0	0.00%																														
Total		113	100.00%																														
HE25	<p>While teaching in the classroom, what portion of your schools' teachers use Information and Communications Technology (ICT) like computers, projectors, Internet materials, and mobile devices? Most of teachers, about three-quarters of teachers, about half of teachers, about quarter of teachers, or no teachers?</p> <table><tr><td>0</td><td>No teachers use ICT</td><td>1</td><td>0.88%</td></tr><tr><td>1</td><td>Most of teachers use ICT</td><td>7</td><td>6.19%</td></tr><tr><td>2</td><td>About three-quarters of teachers use ICT</td><td>23</td><td>20.35%</td></tr><tr><td>3</td><td>About half of teachers use ICT</td><td>29</td><td>25.66%</td></tr><tr><td>4</td><td>About quarter of teachers use ICT</td><td>53</td><td>46.90%</td></tr><tr><td>98</td><td>Don't know</td><td>0</td><td>0.00%</td></tr><tr><td>99</td><td>Refused</td><td>0</td><td>0.00%</td></tr><tr><td colspan="2">Total</td><td>113</td><td>100.00%</td></tr></table>	0	No teachers use ICT	1	0.88%	1	Most of teachers use ICT	7	6.19%	2	About three-quarters of teachers use ICT	23	20.35%	3	About half of teachers use ICT	29	25.66%	4	About quarter of teachers use ICT	53	46.90%	98	Don't know	0	0.00%	99	Refused	0	0.00%	Total		113	100.00%
0	No teachers use ICT	1	0.88%																														
1	Most of teachers use ICT	7	6.19%																														
2	About three-quarters of teachers use ICT	23	20.35%																														
3	About half of teachers use ICT	29	25.66%																														
4	About quarter of teachers use ICT	53	46.90%																														
98	Don't know	0	0.00%																														
99	Refused	0	0.00%																														
Total		113	100.00%																														
HE26	<p>While teaching in the classroom, what portion of your schools' teachers use differentiated instruction? Most of teachers, about three-quarters of teachers, about half of teachers, about quarter of teachers, or no teachers?</p> <table><tr><td>0</td><td>No teachers use differentiated instruction</td><td>1</td><td>0.88%</td></tr><tr><td>1</td><td>Most of teachers use differentiated instruction</td><td>21</td><td>18.58%</td></tr><tr><td>2</td><td>About three-quarters of teachers use differentiated instruction</td><td>25</td><td>22.12%</td></tr></table>	0	No teachers use differentiated instruction	1	0.88%	1	Most of teachers use differentiated instruction	21	18.58%	2	About three-quarters of teachers use differentiated instruction	25	22.12%																				
0	No teachers use differentiated instruction	1	0.88%																														
1	Most of teachers use differentiated instruction	21	18.58%																														
2	About three-quarters of teachers use differentiated instruction	25	22.12%																														

	3 About half of teachers use differentiated instruction	41	36.28%
	4 About quarter of teachers use differentiated instruction	25	22.12%
	98 Don't know	0	0.00%
	99 Refused	0	0.00%
	Total	113	100.00%
HE27	While teaching in the classroom, what portion of your school's teachers regularly assign homework, check it, and give feedback? Most of teachers, about three-quarters of teachers, about half of teachers, about quarter of teachers, or no teachers?		
	0 No teachers regularly assign homework, check it, and give feedback	0	0.00%
	1 Most of teachers regularly assign homework, check it, and give feedback	70	61.95%
	2 About three-quarters of teachers regularly assign homework, check it, and give feedback	30	26.55%
	3 About half of teachers regularly assign homework, check it, and give feedback	10	8.85%
	4 About quarter of teachers regularly assign homework, check it, and give feedback	3	2.65%
	98 Don't know	0	0.00%
	99 Refused	0	0.00%
	Total	113	100.00%
HE28	While teaching in the classroom, what portion of your schools' teachers use positive reinforcement on teaching? Most of teachers, about three-quarters of teachers, about half of teachers, about quarter of teachers, or no teachers?		
	0 No teachers use positive reinforcement	0	0.00%
	1 Most of teachers use positive reinforcement	52	46.02%
	2 About three-quarters of teachers use positive reinforcement	38	33.63%
	3 About half of teachers use positive reinforcement	22	19.47%
	4 About quarter of teachers use positive reinforcement	1	0.88%
	98 Don't know	0	0.00%
	99 Refused	0	0.00%
	Total	113	100.00%
HE29	While teaching in the classroom, what portion of your schools' teachers use classroom management strategies such as giving extra support to weak students, treating male and female students equally, and adjusting the seating and materials in the classroom? Most of teachers, about three-quarters of teachers, about half of teachers, about quarter of teachers, or no teachers?		
	0 No teachers use classroom management strategies	0	0.00%
	1 Most of teachers use classroom management strategies	63	55.75%
	2 About three-quarters of teachers use classroom management	29	25.66%
	3 About half of teachers use classroom management strategies	17	15.04%
	4 About quarter of teachers use classroom management strategies	4	3.54%
	98 Don't know	0	0.00%
	99 Refused	0	0.00%

		Total	113	100.00%
HE30	While teaching in the classroom, what portion of your schools' teachers use formative evaluation? Most of teachers, about three-quarters of teachers, about half of teachers, about quarter of teachers, or no teachers?			
	0	No teachers use formative evaluation	0	0.00%
	1	Most of teachers use formative evaluation	71	62.83%
	2	About three-quarters of teachers use formative evaluation	30	26.55%
	3	About half of teachers use formative evaluation	11	9.73%
	4	About quarter of teachers use formative evaluation	1	0.88%
	98	Don't know	0	0.00%
	99	Refused	0	0.00%
		Total	113	100.00%
HE31	While grading, what portion of your school's teachers use answer keys for question scoring? Most of teachers, about three-quarters of teachers, about half of teachers, about quarter of teachers, or no teachers?			
	0	No teachers use answer keys for question scoring	12	10.62%
	1	Most of teachers use answer keys for question scoring	41	36.28%
	2	About three-quarters of teachers use answer keys for question scoring	23	20.35%
	3	About half of teachers use answer keys for question scoring	18	15.93%
	4	About quarter of teachers use answer keys for question scoring	19	16.81%
	98	Don't know	0	0.00%
	99	Refused	0	0.00%
		Total	113	100.00%
HE32	When publishing test results, how often and by what method does your school use?			
	Multiple responses possible. Do not read the possible answers			
HE32_1	Conduct exam every unit test			
	0	No	71	62.83%
	1	Yes	42	37.17%
		Total	113	100.00%
HE32_2	Conduct exam every unit test & send to copy to parents			
	0	No	96	84.96%
	1	Yes	17	15.04%
		Total	113	100.00%
HE32_3	Conduct exam every monthly test			
	0	No	73	64.60%
	1	Yes	40	35.40%
		Total	113	100.00%
HE32_4	Conduct exam every monthly test & send to copy to parents			
	0	No	92	81.42%
	1	Yes	21	18.58%

		Total	113	100.00%
HE32_5	Conduct exam every bimonthly test			
	0 No	105	92.92%	
	1 Yes	8	7.08%	
	Total	113	100.00%	
HE32_6	Conduct exam every bimonthly test & send to copy to parents			
	0 No	109	96.46%	
	1 Yes	4	3.54%	
	Total	113	100.00%	
HE32_7	Conduct exam 4 times in a year			
	0 No	53	46.90%	
	1 Yes	60	53.10%	
	Total	113	100.00%	
HE32_8	Conduct exam 4 times in a year & send to copy to parents			
	0 No	74	65.49%	
	1 Yes	39	34.51%	
	Total	113	100.00%	
HE32_9	Conduct exam 3 times in a year			
	0 No	96	84.96%	
	1 Yes	17	15.04%	
	Total	113	100.00%	
HE32_10	Conduct exam 2 times in a year & send to copy to parents			
	0 No	104	92.04%	
	1 Yes	9	7.96%	
	Total	113	100.00%	
HE32_97	Others			
	0 No	113	100.00%	
	1 Yes	0	0.00%	
	Total	113	100.00%	
HE32_97_1	Others (Specify)			
	-1 Inappropriate	113	100.00%	
	Total	113	100.00%	
HE32_98	Don't know			
	0 No	113	100	
	1 Yes	0	0.00%	
	Total	113	100.00%	
HE32_99	Refused			
	0 No	113	100	
	1 Yes	0	0	
	Total	113	100.00%	

HE33	For student result analysis and feedback, what type of method does your school use?			
	0 Do not use/conduct any student result analysis or feedback	0	0.00%	
	1 Discuss class and subject-wise achievement only in staff meetings	12	10.62%	
	2 Discuss result analysis and feedback in classroom discussion and in staff meetings	42	37.17%	
	3 After discussion of result analysis and feedback, make an improvement plan	59	52.21%	
	98 Don't know	0	0.00%	
	99 Refused	0	0.00%	
	Total	113	100.00%	
HE34	As a principal, have you ever dismissed or requested to dismiss a teacher in your school?			
	0 No 	93	82.30%	
	1 Yes	20	17.70%	
	98 Don't Know	0	0.00%	
	99 Refused	0	0.00%	
	Total	113	100.00%	
HE35	If yes, what caused this action to be taken?			
	-1 Inappropriate	93	82.30%	
	1 Reported late coming/early leaving	2	1.77%	
	2 Reported absence	1	0.88%	
	3 Inability to control the class and/or teach properly	10	8.85%	
	4 Beating of students	1	0.88%	
	5 Improper behavior (e.g. smoking in class)	0	0.00%	
	6 Cheating (leaking exam papers etc.)	0	0.00%	
	7 Sexual/physical abuse of students	1	0.88%	
	8 Financial impropriety	0	0.00%	
	9 Weak on subject matter	2	1.77%	
	97 Others (Specify)	3	2.65%	
	98 Don't Know	0	0.00%	
	99 Refused	0	0.00%	
	Total	113	100.00%	
HE35_97	Others (Specify)			
	-1 Inappropriate	110	97.35%	
	10 Because of the child being taught in another school	1	0.88%	
	11 Because of the use of mobiles during exam	1	0.88%	
	12 Because the question paper was leaked out	1	0.88%	
	Total	113	100.00%	
HE36	In your experience as a principal at this school, have you ever had transferred or requested to transfer a teacher in your school?			
	0 No 	112	99.12%	
	1 Yes	1	0.88%	
	98 Don't Know	0	0.00%	
	99 Refused	0	0.00%	

		Total	113	100.00%
HE37	If yes, what caused this action to be taken?			
	-1 Inappropriate	112	99.12%	
	1 Repeated late coming/early leaving	0	0.00%	
	2 Repeated absence	0	0.00%	
	3 Inability to control the class and/or teach properly	0	0.00%	
	4 Beating of students	0	0.00%	
	5 Improper behavior (e.g., smoking in class)	0	0.00%	
	6 Cheating (leaking exam papers etc.)	0	0.00%	
	7 Sexual/physical abuse of students	0	0.00%	
	8 Financial impropriety	0	0.00%	
	9 Weak on subject matter	0	0.00%	
	97 Others	1	0.88%	
	98 Don't Know	0	0.00%	
	99 Refused	0	0.00%	
	Total	113	100.00%	
HE37_97	Others (Specify)			
	-1 Inappropriate	112	99.12%	
	10 Done for the encouragement	1	0.88%	
	Total	113	100.00%	
HE38	In your experience as a principal, has a teacher ever been sitting a written warning in your school?			
	0 No	81	71.68%	
	1 Yes	32	28.32%	
	8 Don't Know	0	0.00%	
	99 Refused	0	0.00%	
	Total	113	100.00%	
HE39	If yes, what caused this action to be taken?			
	-1 Inappropriate	81	71.68%	
	1 Repeated late coming/early leaving	3	2.65%	
	2 Repeated absence	9	7.96%	
	3 Inability to control the class and/or teach properly	9	7.96%	
	4 Beating of students	4	3.54%	
	5 Improper behavior (e.g., smoking in class)	0	0.00%	
	6 Cheating (leaking exam papers etc.)	0	0.00%	
	7 Sexual/physical abuse of students	0	0.00%	
	8 Financial impropriety	0	0.00%	
	9 Weak on subject matter	1	0.88%	
	97 Others	6	5.31%	
	98 Don't Know	0	0.00%	
	99 Refused	0	0.00%	
	Total	113	100.00%	
HE39_97	Others (Specify)			
	-1 Inappropriate	107	94.69%	
	11 Lack of discipline	5	4.42%	
	12 Involved in politics outside	1	0.88%	

		Total	113	100.00%
HE40	In your experience as a principal, has a teacher ever been given a verbal warning in your school?			
	0 No	→ Go to HE42	17	15.04%
	1 Yes		96	84.96%
	98 Don't Know		0	0.00%
	99 Refused		0	0.00%
	Total		113	100.00%
HE41	If yes, what caused this action to be taken?			
	-1 Inappropriate		17	15.04%
	1 Repeated late coming/early leaving		37	32.74%
	2 Repeated absence		10	8.85%
	3 Inability to control the class and/or teach properly		33	29.20%
	4 Beating of students		6	5.31%
	5 Improper behavior (e.g., smoking in class)		0	0.00%
	6 Cheating (leaking exam papers etc.)		0	0.00%
	7 Sexual/physical abuse of students		0	0.00%
	8 Financial impropriety		0	0.00%
	9 Weak on subject matter		3	2.65%
	97 Others		6	5.31%
	98 Don't Know		0	0.00%
	99 Refused		1	0.88%
	Total		113	100.00%
HE41_97	Others (Specify)			
	1 Inappropriate		107	94.69%
	10 Not serious in teaching, not satisfactory result		4	3.54%
	11 Because of the bad thinking about the school		1	0.88%
	12 Had speak Nepali language at school		1	0.88%
	Total		113	100.00%
HE42	Was there any conflict during principal selection? Was there serious conflict, minor conflict, or no conflict?			
	0 No, no conflict		108	95.58%
	1 Yes, serious conflict		1	0.88%
	2 Yes, minor conflict		4	3.54%
	98 Don't know		0	0.00%
	99 Refused		0	0.00%
	Total		113	100.00%
HE43	How many times did the all teachers of your school meet jointly together during the 2075 school year?			
	2-25 No. of meetings		113	100.00%
	98 Don't know		0	0.00%
	99 Refused		0	0.00%
	Total		113	100.00%
HE44	How many times did the all teachers of your school meet jointly together about pedagogy during the 2075 school year?			

		0-22 No. of meetings	113	100.00%
		98 Don't know	0	0.00%
		99 Refused	0	0.00%
		Total	113	100.00%
HE45	How many times did the parents and class teachers of your school meet jointly together in the 2075 school year?			
		0-20 No. of meetings	113	100.00%
		98 Don't know	0	0.00%
		99 Refused	0	0.00%
		Total	113	100.00%
HE46	How many times did your school meet jointly with the school management committee, Parent Teacher Association, and parents during the 2075 school year?			
		0-10 No. of meetings	113	100.00%
		98 Don't know	0	0.00%
		99 Refused	0	0.00%
		Total	113	100.00%
HE47	Did your school develop an educational quality improvement plan and yearly calendar during the 2075 school year?			
		0 No	4	3.54%
		1 Yes	109	96.46%
		8 Don't Know	0	0.00%
		9 Refused	0	0.00%
		Total	113	100.00%
HE48	Did your school publish code of conduct guidelines for students and teachers during the 2075 school year?			
		0 No	22	19.47%
		1 Yes	91	80.53%
		98 Don't Know	0	0.00%
		99 Refused	0	0.00%
		Total	113	100.00%
HE49	Did your school conduct school health and nutrition programs such as Vitamin A, nutrition, polio, or worm infestation programs during the 2075 school year?			
		0 No	51	45.13%
		1 Yes	62	54.87%
		98 Don't Know	0	0.00%
		99 Refused	0	0.00%
		Total	113	100.00%
HE50	Did your school conduct observation programs, i.e., inter-school, profession, business with technology, or exchange learning programs during the 2075 school year?			
		0 No	39	34.51%
		1 Yes	74	65.49%
		98 Don't Know	0	0.00%
		99 Refused	0	0.00%

		Total	113	100.00%
HE51	Did your school do performance evaluations of teachers in the 2075 school year?			
	0 No	6	5.31%	
	1 Yes	107	94.69%	
	98 Don't Know	0	0.00%	
	99 Refused	0	0.00%	
	Total	113	100.00%	

Section F: Performance

	Let's talk about performance.			
HF1	What roles and functions do you play as a principal at school?			
	Multiple responses possible. Do not read the possible answers. Please mark and give number for 3 main options in the box.			
HF1_1	Overall management of school			
	0 No	10	8.85%	
	1 Yes	103	91.15%	
	Total	113	100.00%	
HF1_1a	Overall management of school (Priority number)			
	-1 Inappropriate	10	8.85%	
	0 No	30	26.55%	
	1 First	57	50.44%	
	2 Second	6	5.31%	
	3 Third	10	8.85%	
	Total	113	100.00%	
HF1_2	Hiring and firing of school teachers and other support staff			
	0 No	64	56.64%	
	1 Yes	49	43.36%	
	Total	113	100.00%	
HF1_2a	Hiring and firing of school teachers and other support staff (Priority number)			
	-1 Inappropriate	64	56.64%	
	0 No	43	38.05%	
	1 First	1	0.88%	
	2 Second	3	2.65%	
	3 Third	2	1.77%	
	Total	113	100.00%	
HF1_3	Monitor school finance			
	0 No	24	21.24%	
	1 Yes	89	78.76%	
	Total	113	100.00%	
HF1_3a	Monitor school finance (Priority number)			

		-1 Inappropriate	24	21.24%
		0 No	66	58.41%
		1 First	4	3.54%
		2 Second	11	9.73%
		3 Third	8	7.08%
		Total	113	100.00%
HF1_4	Improve quality of school			
		0 No	5	4.42%
		1 Yes	108	95.58%
		Total	113	100.00%
HF1_4a	Improve quality of school (Priority number)			
		-1 Inappropriate	5	4.42%
		0 No	26	23.01%
		1 First	28	24.78%
		2 Second	39	34.51%
		3 Third	15	13.27%
		Total	113	100.00%
HF1_5	Mobilize resources for school			
		0 No	37	32.74%
		1 Yes	76	67.26%
		Total	113	100.00%
HF1_5a	Mobilize resources for school (Priority number)			
		-1 Inappropriate	37	32.74%
		0 No	63	55.75%
		1 First	1	0.88%
		2 Second	6	5.31%
		3 Third	6	5.31%
		Total	113	100.00%
HF1_6	Monitor construction work in the school			
		0 No	29	25.66%
		1 Yes	84	74.34%
		Total	113	100.00%
HF1_6a	Monitor construction work in the school (Priority number)			
		-1 Inappropriate	29	25.66%
		0 No	71	62.83%
		2 Second	7	6.19%
		3 Third	6	5.31%
		Total	113	100.00%
HF1_7	Recommending transfer of a teacher			
		0 No	95	84.07%
		1 Yes	18	15.93%
		Total	113	100.00%
HF1_7a	Recommending transfer of a teacher (Priority number)			

		-1 Inappropriate	95	84.07%
		0 No	18	15.93%
		Total	113	100.00%
HF1_8	Supervision of mid-day meal			
		0 No	94	83.19%
		1 Yes	19	16.81%
		Total	113	100.00%
HF1_8a	Supervision mid-day meal (Priority number)			
		-1 Inappropriate	94	83.19%
		0 No	17	15.04%
		3 Third	2	1.77%
		Total	113	100.00%
HF1_9	Monitoring student attendance			
		0 No	19	16.81%
		1 Yes	94	83.19%
		Total	113	100.00%
HF1_9a	Monitoring student attendance (Priority number)			
		-1 Inappropriate	19	16.81%
		0 No	70	61.95%
		1 First	4	3.54%
		2 Second	9	7.96%
		3 Third	11	9.73%
		Total	113	100.00%
HF1_10	Conducting/Managing teacher training			
		0 No	46	40.71%
		1 Yes	67	59.29%
		Total	113	100.00%
HF1_10a	Conducting/Managing teacher training (Priority number)			
		-1 Inappropriate	46	40.71%
		0 No	56	49.56%
		2 Second	2	1.77%
		3 Third	9	7.96%
		Total	113	100.00%
HF1_11	Monitoring student academic performance			
		0 No	10	8.85%
		1 Yes	103	91.15%
		Total	113	100.00%
HF1_11a	Monitoring student academic performance (Priority number)			
		-1 Inappropriate	10	8.85%
		0 No	40	35.40%
		1 First	16	14.16%

		2 Second	19	16.81%
		3 Third	28	24.78%
		Total	113	100.00%
HF1_12	Monitoring teachers absence			
		0 No	17	15.04%
		1 Yes	96	84.96%
		Total	113	100.00%
HF1_12a	Monitoring teachers absence (Priority number)			
		-1 Inappropriate	17	15.04%
		0 No	78	69.03%
		1 First	1	0.88%
		2 Second	8	7.08%
		3 Third	9	7.96%
		Total	113	100.00%
HF1_13	Explore different or new funding/aid			
		0 No	59	52.21%
		1 Yes	54	47.79%
		Total	113	100.00%
HF1_13a	Explore different or new funding/aid (Priority number)			
		-1 Inappropriate	59	52.21%
		0 No	48	42.48%
		1 First	1	0.88%
		2 Second	1	0.88%
		3 Third	4	3.54%
		Total	113	100.00%
HF1_14	Recommend new additional subject			
		0 No	86	76.11%
		1 Yes	27	23.89%
		Total	113	100.00%
HF1_14a	Recommend new additional subject (Priority number)			
		-1 Inappropriate	86	76.11%
		0 No	24	21.24%
		1 First	1	0.88%
		2 Second	1	0.88%
		3 Third	1	0.88%
		Total	113	100.00%
HF1_97	Others			
		0 No	106	93.81%
		1 Yes	7	6.19%
		Total	113	100.00%
HF1_97_1	Others (Specify)			
		-1 Inappropriate	106	93.81%

HF1_97_1a	16	Interactive program with parents	3	2.65%
	19	Coordinate with other school related bodies	4	3.54%
	Total		113	100.00%
	Others (Priority number)			
	-1	Inappropriate	106	93.81%
HF1_97_2	0	No	3	2.65%
	2	Second	1	0.88%
	3	Third	3	2.65%
	Total		113	100.00%
	Others (Specify)			
HF1_97_2a	-1	Inappropriate	106	93.81%
	0	No	6	5.31%
	19	Coordinate with other school related bodies	1	0.88%
	Total		113	100.00%
	Others (Priority number)			
HF1_98	-1	Inappropriate	112	99.12%
	3	Third	1	0.88%
	Total		113	100.00%
	Don't know			
	0	No	113	100.00%
HF1_99	1	Yes	0	0.00%
	Total		113	100.00%
	Refused			
	0	No	113	100.00%
	1	Yes	0	0.00%
HF2	Total		113	100.00%
	How did you come to know about the role and responsibilities of being a principal?			
	Multiple answers are possible. Mark all that apply			
HF2_1	Orientation training/workshop organized by BMC-education branch/Edu office			
	0	No	81	71.68%
	1	Yes	32	28.32%
	Total		113	100.00%
HF2_2	Meeting and consultation with School Inspectors			
	0	No	81	71.68%
	1	Yes	32	28.32%
	Total		113	100.00%
HF2_3	Reading written guidelines			
	0	No	20	17.70%
	1	Yes	93	82.30%
	Total		113	100.00%
HF2_4	Consultations with previous SMC/SB members			

		0 No	85	75.22%
		1 Yes	28	24.78%
		Total	113	100.00%
HF2_5	Principal training			
		0 No	46	40.71%
		1 Yes	67	59.29%
		Total	113	100.00%
HF2_6	Experience			
		0 No	21	18.58%
		1 Yes	92	81.42%
		Total	113	100.00%
HF2_7	Internet/Social network			
		0 No	111	98.23%
		1 Yes	2	1.77%
		Total	113	100.00%
HF2_97	Others			
		0 No	113	100.00%
		1 Yes	0	0.00%
		Total	113	100.00%
HF2_97_1	Others (Specify)			
		1 Inappropriate	113	100.00%
		Total	113	100.00%
HF2_98	Don't know			
		0 No	113	100.00%
		1 Yes	0	0.00%
		Total	113	100.00%
HF2_99	Refused			
		0 No	113	100.00%
		1 Yes	0	0.00%
		Total	113	100.00%
HF3	How serious is the teacher absenteeism (remaining absent without school approval) problem in the school?			
		1 Very serious problem	0	0.00%
		2 Serious problem	6	5.31%
		3 Not a serious problem	107	94.69%
		98 Don't know	0	0.00%
		99 Refused	0	0.00%
		Total	113	100.00%
HF4	What has the school done to address this problem in the 2075 school year?			
	Multiple answers are possible. Mark all that apply			

HF4_0	Done nothing	0 No	60	53.10%
		1 Yes	53	46.90%
		Total	113	100.00%
HF4_1	Call meeting and gave feedback to teachers	0 No	73	64.60%
		1 Yes	40	35.40%
		Total	113	100.00%
HF4_2	Recommended for disciplinary action	0 No	113	100.00%
		1 Yes	0	0.00%
		Total	113	100.00%
HF4_3	Recommended BMC/EDCU office to transfer	0 No	113	100.00%
		1 Yes	0	0.00%
		Total	113	100.00%
HF4_4	Took disciplinary action	0 No	110	97.35%
		1 Yes	3	2.65%
		Total	113	100.00%
HF4_5	Terminated job	0 No	112	99.12%
		1 Yes	1	0.88%
		Total	113	100.00%
HF4_6	School gate locked exactly at 10 o'clock	0 No	105	92.92%
		1 Yes	8	7.08%
		Total	113	100.00%
HF4_7	Informed teachers to be on time	0 No	74	65.49%
		1 Yes	39	34.51%
		Total	113	100.00%
HF4_8	Absent day's salary subtraction	0 No	111	98.23%
		1 Yes	2	1.77%
		Total	113	100.00%
HF4_97	Others	0 No	113	100.00%
		1 Yes	0	0.00%
		Total	113	100.00%

HF4_97_1	Others (Specify)			
	-1 Inappropriate	113	100.00%	
	Total	113	100.00%	
HF4_98	Don't know			
	0 No	113	100.00%	
	1 Yes	0	0.00%	
	Total	113	100.00%	
HF4_99	Refused			
	0 No	113	100.00%	
	1 Yes	0	0.00%	
	Total	113	100.00%	
HF5	What other actions has your school taken to address the teacher absenteeism problem? Hired a substitute teacher for the class, had other teachers manage the class, had the class remain teacher-less?			
	1 Hired substitute teacher for the class	10	8.85%	
	2 Had other teachers manage the class	96	84.96%	
	3 Had the class remain teacher-less	7	6.19%	
	97 Other (specify)	0	0.00%	
	98 Don't Know	0	0.00%	
	99 Refused	0	0.00%	
	Total	113	100.00%	
HF6	How motivated are the teachers of your school?			
	1 Highly motivated	63	55.75%	
	2 Neither motivated nor unmotivated	50	44.25%	
	3 Not motivated	0	0.00%	
	98 Don't Know	0	0.00%	
	99 Refused	0	0.00%	
	Total	113	100.00%	
HF7	What have you done as a principal to keep the teachers motivated?			
	Multiple responses possible. Do not read the possible answers. Please mark and give number for 3 main options in the box.			
HF7_1	Gave feedback			
	0 No	9	7.96%	
	1 Yes	104	92.04%	
	Total	113	100.00%	
HF7_1a	Gave feedback (Priority number)			
	-1 Inappropriate	9	7.96%	
	0 No	7	6.19%	
	1 First	73	64.60%	
	2 Second	17	15.04%	
	3 Third	7	6.19%	
	Total	113	100.00%	
HF7_2	Recommended for disciplinary action			

HF7_2a	Recommended for disciplinary action (Priority number)	0 No	106	93.81%
		1 Yes	7	6.19%
		Total	113	100.00%
HF7_3	Provided incentives	-1 Inappropriate	106	93.81%
		0 No	6	5.31%
		2 Second	1	0.88%
		Total	113	100.00%
HF7_3a	Provided incentives (Priority number)	0 No	33	29.20%
		1 Yes	80	70.80%
		Total	113	100.00%
HF7_4	Took disciplinary action/warning to poorly motivated teachers	-1 Inappropriate	33	29.20%
		0 No	17	15.04%
		1 First	24	21.24%
		2 Second	29	25.66%
		3 Third	10	8.85%
		Total	113	100.00%
HF7_4a	Took disciplinary action/warning to poorly motivated teachers (Priority number)	0 No	101	89.38%
		1 Yes	12	10.62%
		Total	113	100.00%
HF7_5	Manage the observational tour	-1 Inappropriate	101	89.38%
		0 No	5	4.42%
		2 Second	3	2.65%
		3 Third	4	3.54%
		Total	113	100.00%
HF7_5a	Manage the observational tour (Priority number)	0 No	41	36.28%
		1 Yes	72	63.72%
		Total	113	100.00%
HF7_6	Salary increment of the teachers employed with school internal resources	-1 Inappropriate	41	36.28%
		0 No	20	17.70%
		1 First	2	1.77%
		2 Second	22	19.47%
		3 Third	28	24.78%
		Total	113	100.00%

HF7_6a	Salary increment of the teachers employed with school internal resources (Priority number)	0 No	74	65.49%
		1 Yes	39	34.51%
		Total	113	100.00%
		-1 Inappropriate	74	65.49%
		0 No	16	14.16%
		1 First	1	0.88%
		2 Second	10	8.85%
		3 Third	12	10.62%
		Total	113	100.00%
HF7_7	Additional pay for extra class			
HF7_7a	Additional pay for extra class (Priority number)	0 No	44	38.94%
		1 Yes	69	61.06%
		Total	113	100.00%
		-1 Inappropriate	44	38.94%
		0 No	19	16.81%
		1 First	5	4.42%
		2 Second	18	15.93%
		3 Third	27	23.89%
		Total	113	100.00%
HF7_8	Provided bag, laptop for teachers			
HF7_8a	Provided bag, laptop for teachers (Priority number)	0 No	101	89.38%
		1 Yes	12	10.62%
		Total	113	100.00%
		-1 Inappropriate	101	89.38%
		0 No	9	7.96%
		1 First	1	0.88%
		3 Third	2	1.77%
		Total	113	100.00%
HF7_9	Provided shoe, tie and uniforms for teachers employed with school internal resources			
HF7_9a	Provided shoe, tie and uniforms for teachers employed with school internal resources (Priority number)	0 No	94	83.19%
		1 Yes	19	16.81%
		Total	113	100.00%
		-1 Inappropriate	94	83.19%
		0 No	16	14.16%
		2 Second	2	1.77%
		3 Third	1	0.88%
		Total	113	100.00%
HF7_97	Others			

		0 No	105	92.92%
		1 Yes	8	7.08%
		Total	113	100.00%
HF7_97_1	Others (Specify)			
		-1 Inappropriate	105	92.92%
		11 Provide trainings	4	3.54%
		12 By imposing duties and responsibilities	4	3.54%
		Total	113	100.00%
HF7_97_1a	Others (Specify) (Priority number)			
		-1 Inappropriate	105	92.92%
		0 No	3	2.65%
		1 First	1	0.88%
		2 Second	3	2.65%
		3 Third	1	0.88%
		Total	113	100.00%
HF7_97_2	Others (Specify)			
		-1 Inappropriate	105	92.92%
		0 No	7	6.19%
		15 Encourage the teachers	1	0.88%
		Total	113	100.00%
HF7_97_2b	Others (Specify) (Priority number)			
		-1 Inappropriate	112	99.12%
		0 No	1	0.88%
		Total	113	100.00%
HF7_98	Don't know			
		0 No	113	100.00%
		1 Yes	0	0.00%
		Total	113	100.00%
HF7_99	Refused			
		0 No	113	100.00%
		1 Yes	0	0.00%
		Total	113	100.00%
HF8	How qualified and skilled at the particular subject they are currently teaching are the teachers in your school? Are they highly qualified and skilled, somewhat qualified and skilled, or not qualified and skilled?			
		1 Highly qualified and skilled	85	75.22%
		2 Somewhat qualified and skilled	28	24.78%
		3 Not qualified and skilled	0	0.00%
		98 Don't Know	0	0.00%
		99 Refused	0	0.00%
		Total	113	100.00%
HF9	What has your school done to maintain a qualified pool of teachers?			

Multiple answers are possible. Mark all that apply

HF9_1	Improve hiring process	0 No	83	73.45%
		1 Yes	30	26.55%
		Total	113	100.00%
HF9_2	Provide regular training	0 No	51	45.13%
		1 Yes	62	54.87%
		Total	113	100.00%
HF9_3	Provide incentives	0 No	34	30.09%
		1 Yes	79	69.91%
		Total	113	100.00%
HF9_4	Provide subject wise-training	0 No	27	23.89%
		1 Yes	86	76.11%
		Total	113	100.00%
HF9_5	Provide subject wise teachers	0 No	37	32.74%
		1 Yes	76	67.26%
		Total	113	100.00%
HF9_97	Other	0 No	108	95.58%
		1 Yes	5	4.42%
		Total	113	100.00%
HF9_97_1	Other (specify)	-1 Inappropriate	108	95.58%
		7 Provide the required materials	3	2.65%
		8 Interaction program and meetings	2	1.77%
		Total	113	100.00%
HF9_98	Don't Know	0 No	113	100.00%
		1 Yes	0	0.00%
		Total	113	100.00%
HF9_99	Refused	0 No	113	100.00%
		1 Yes	0	0.00%
		Total	113	100.00%
HF10	How sincerely do teachers at your school teach?			

		1 Most are sincere in their job	98	86.73%
		2 About half are sincere	15	13.27%
		3 Very few are sincere	0	0.00%
		4 No one is sincere	0	0.00%
		98 Don't Know	0	0.00%
		99 Refused	0	0.00%
		Total	113	100.00%
HF11	How serious is the problem of low enrollment of students in your school?			
		1 Very serious problem	10	8.85%
		2 Serious problem	32	28.32%
		3 Not a serious problem	71	62.83%
		98 Don't Know	0	0.00%
		99 Refused	0	0.00%
		Total	113	100.00%
	What has your school done to increase student enrollment?			
	Multiple answers are possible. Mark all that apply			
HF12_0	Done nothing			
		0 No	109	96.46%
		1 Yes	4	3.54%
		Total	113	100.00%
HF12_1	Home visit of prospective students			
		0 No	23	20.35%
		1 Yes	90	79.65%
		Total	113	100.00%
HF12_2	Offer scholarships			
		0 No	44	38.94%
		1 Yes	69	61.06%
		Total	113	100.00%
HF12_3	Provide other incentive			
		0 No	77	68.14%
		1 Yes	36	31.86%
		Total	113	100.00%
HF12_4	Run enrollment campaigns			
		0 No	43	38.05%
		1 Yes	70	61.95%
		Total	113	100.00%
HF12_5	Improve physical infrastructure			
		0 No	47	41.59%
		1 Yes	66	58.41%
		Total	113	100.00%
HF12_6	Improve administration			

		0 No	67	59.29%
		1 Yes	46	40.71%
		Total	113	100.00%
HF12_7	Hiring qualified teacher			
		0 No	48	42.48%
		1 Yes	65	57.52%
		Total	113	100.00%
HF12_97	Other			
		0 No	106	93.81%
		1 Yes	7	6.19%
		Total	113	100.00%
HF12_97_1	Other (specify)			
		-1 Inappropriate	106	93.81%
		9 English medium of instruction	3	2.65%
		10 Advertisement	4	3.54%
		Total	113	100.00%
HF12_98	Don't Know			
		0 No	113	100.00%
		1 Yes	0	0.00%
		Total	113	100.00%
HF12_99	Refused			
		0 No	113	100.00%
		1 Yes	0	0.00%
		Total	113	100.00%
HF13	How serious is the student absenteeism problem in the school?			
		1 Very serious problem	9	7.96%
		2 Serious problem	34	30.09%
		3 Not a serious problem	70	61.95%
		98 Don't know	0	0.00%
		99 Refused	0	0.00%
		Total	113	100.00%
HF14	What has the school done to reduce student absenteeism?			
	Multiple answers are possible. Mark all that apply			
HF14_0	Done nothing			
		0 No	110	97.35%
		1 Yes	3	2.65%
		Total	113	100.00%
HF14_1	Home visit of students			
		0 No	66	58.41%
		1 Yes	47	41.59%
		Total	113	100.00%

HF14_2	Offer scholarships				
		0 No	92	81.42%	
		1 Yes	21	18.58%	
			Total	113	100.00%
HF14_3	Call parents				
		0 No	8	7.08%	
		1 Yes	105	92.92%	
			Total	113	100.00%
HF14_4	Parent teacher conference				
		0 No	47	41.59%	
		1 Yes	66	58.41%	
			Total	113	100.00%
HF14_5	Look after students who go home after the break				
		0 No	83	73.45%	
		1 Yes	30	26.55%	
			Total	113	100.00%
HF14_6	Fines are imposed				
		0 No	110	97.35%	
		1 Yes	3	2.65%	
			Total	113	100.00%
HF14_97	Other				
		0 No	113	100.00%	
		1 Yes	0	0.00%	
			Total	113	100.00%
HF14_97_1	Other (specify)				
		-1 Inappropriate	113	100.00%	
			Total	113	100.00%
HF14_98	Don't know				
		0 No	113	100.00%	
		1 Yes	0	0.00%	
			Total	113	100.00%
HF14_99	Refused				
		0 No	113	100.00%	
		1 Yes	0	0.00%	
			Total	113	100.00%
HF15	What are main concerns the school is currently facing (if any)?	Multiple responses possible. Do not read the possible answers. Please mark and give number for 3 main options in the box.			
HF15_1	Poor economic condition				

HF15_1a	Poor economic condition (Priority number)	0 No	59	52.21%
		1 Yes	54	47.79%
		Total	113	100.00%
HF15_2	Poor infrastructure	-1 Inappropriate	59	52.21%
		0 No	1	0.88%
HF15_2a	Poor infrastructure (Priority number)	1 First	35	30.97%
		2 Second	15	13.27%
		3 Third	3	2.65%
		Total	113	100.00%
HF15_3	Shortage of students	0 No	72	63.72%
		1 Yes	41	36.28%
		Total	113	100.00%
HF15_3a	Shortage of students (Priority number)	-1 Inappropriate	72	63.72%
		0 No	3	2.65%
HF15_4	Qualified teachers	1 First	14	12.39%
		2 Second	13	11.50%
		3 Third	11	9.73%
		Total	113	100.00%
HF15_4a	Qualified teachers (Priority number)	-1 Inappropriate	72	63.72%
		0 No	1	0.88%
HF15_4a	Qualified teachers (Priority number)	1 First	18	15.93%
		2 Second	14	12.39%
		3 Third	8	7.08%
		Total	113	100.00%
HF15_4a	Qualified teachers (Priority number)	-1 Inappropriate	92	81.42%
		0 No	2	1.77%
HF15_4a	Qualified teachers (Priority number)	1 First	6	5.31%
		2 Second	6	5.31%
		3 Third	7	6.19%
		Total	113	100.00%

HF15_5	School-community dispute			
		0 No	108	95.58%
		1 Yes	5	4.42%
		Total	113	100.00%
HF15_5a	School-community dispute (Priority number)			
		-1 Inappropriate	108	95.58%
		0 No	0	0.00%
		1 First	2	1.77%
		2 Second	1	0.88%
		3 Third	2	1.77%
		Total	113	100.00%
HF15_6	Political dispute			
		0 No	108	95.58%
		1 Yes	5	4.42%
		Total	113	100.00%
HF15_6a	Political dispute (Priority number)			
		-1 Inappropriate	108	95.58%
		0 No	2	1.77%
		2 Second	1	0.88%
		3 Third	2	1.77%
		Total	113	100.00%
HF15_7	Fee due/not paid on time			
		0 No	62	54.87%
		1 Yes	51	45.13%
		Total	113	100.00%
HF15_7a	Fee due/not paid on time (Priority number)			
		-1 Inappropriate	62	54.87%
		0 No	2	1.77%
		1 First	31	27.43%
		2 Second	15	13.27%
		3 Third	3	2.65%
		Total	113	100.00%
HF15_8	Security issues			
		0 No	109	96.46%
		1 Yes	4	3.54%
		Total	113	100.00%
HF15_8a	Security issues (Priority number)			
		-1 Inappropriate	109	96.46%
		0 No	2	1.77%
		1 First	1	0.88%
		3 Third	1	0.88%
		Total	113	100.00%

HF15_97	Other				
		0 No	110	97.35%	
		1 Yes	3	2.65%	
		Total	113	100.00%	
HF15_97_1	Other (specify)				
		-1 Inappropriate	110	97.35%	
		15 Less curiosity of student on study / Lack of discipline	3	2.65%	
		Total	113	100.00%	
HF15_97_1a	Other (Priority number)				
		-1 Inappropriate	110	97.35%	
		1 First	2	1.77%	
		2 Second	1	0.88%	
		Total	113	100.00%	
HF15_98	Don't know				
		0 No	113	100.00%	
		1 Yes	0	0.00%	
		Total	113	100.00%	
HF15_99	Refused				
		0 No	113	100.00%	
		1 Yes	0	0.00%	
		Total	113	100.00%	
HF16	What has the school done to reduce those concerns? Multiple responses possible. Do not read answer.				
HF16_1	Co-ordinated with Metropolitan/EDCU				
		0 No	72	63.72%	
		1 Yes	41	36.28%	
		Total	113	100.00%	
HF16_2	Work with political parties				
		0 No	108	95.58%	
		1 Yes	5	4.42%	
		Total	113	100.00%	
HF16_3	Conducted community level meetings				
		0 No	84	74.34%	
		1 Yes	29	25.66%	
		Total	113	100.00%	
HF16_4	Prepare an infrastructure development plan				
		0 No	70	61.95%	
		1 Yes	43	38.05%	
		Total	113	100.00%	
HF16_5	Hired new/qualified teachers				

		0 No	91	80.53%
		1 Yes	22	19.47%
		Total	113	100.00%
HF16_6	Parent-teacher conference			
		0 No	18	15.93%
		1 Yes	95	84.07%
		Total	113	100.00%
HF16_97	Other			
		0 No	107	94.69%
		1 Yes	6	5.31%
		Total	113	100.00%
HF16_97_1	Other (specify)			
		-1 Inappropriate	107	94.69%
		8 Providing feedback to students	4	3.54%
		9 Scholarship arrangements	2	1.77%
		Total	113	100.00%
HF16_98	Don't know			
		0 No	113	100.00%
		1 Yes	0	0.00%
		Total	113	100.00%
HF16_99	Refused			
		0 No	113	100.00%
		1 Yes	0	0.00%
		Total	113	100.00%
HF17	If somebody has a complaint about any aspects of school, what is the mechanism to receive such complaints?			
		1 No formal mechanism established	0	0.00%
		2 Complaints are conveyed to principal	86	76.11%
		3 Complaints are conveyed to SMC/SB officials	4	3.54%
		4 Drop in a complaint box	22	19.47%
		5 Complaints are conveyed to PTA officials	1	0.88%
		97 Others	0	0.00%
		98 Don't know	0	0.00%
		99 Refused	0	0.00%
		Total	113	100.00%
HF18	What are the most common complaints received during the 2075 school year about the school?			
	Multiple responses possible. Do not read the possible answers. Please mark and give number for 3 main options in the box.			
HF18_0	No complaints received			
		0 No	104	92.04%
		1 Yes	9	7.96%

		Total	113	100.00%
HF18_1	Teacher's absence			
	0 No		103	91.15%
	1 Yes		10	8.85%
		Total	113	100.00%
HF18_1a	Teacher's absence (Priority number)			
	-1 Inappropriate		103	91.15%
	0 No		0	0.00%
	1 First		4	3.54%
	2 Second		4	3.54%
	3 Third		2	1.77%
		Total	113	100.00%
HF18_2	Poor quality of teaching			
	0 No		46	40.71%
	1 Yes		67	59.29%
		Total	113	100.00%
HF18_2a	Poor quality of teaching (Priority number)			
	-1 Inappropriate		46	40.71%
	0 No		1	0.88%
	1 First		52	46.02%
	2 Second		13	11.50%
	3 Third		1	0.88%
		Total	113	100.00%
HF18_3	Teacher's misbehaviors			
	0 No		106	93.81%
	1 Yes		7	6.19%
		Total	113	100.00%
HF18_3a	Teacher's misbehaviors (Priority number)			
	-1 Inappropriate		106	93.81%
	0 No		0	0.00%
	1 First		2	1.77%
	2 Second		4	3.54%
	3 Third		1	0.88%
		Total	113	100.00%
HF18_4	Misappropriation of school funds			
	0 No		110	97.35%
	1 Yes		3	2.65%
		Total	113	100.00%
HF18_4a	Misappropriation of school funds (Priority number)			
	-1 Inappropriate		110	97.35%
	0 No		0	0.00%
	1 First		2	1.77%

		2 Second	1 0.88%
		Total	113 100.00%
HF18_5	Improve physical infrastructure		
	0 No	69 61.06%	
	1 Yes	44 38.94%	
	Total	113 100.00%	
HF18_5a	Improve physical infrastructure (Priority number)		
	-1 Inappropriate	69 61.06%	
	0 No	1 0.88%	
	1 First	24 21.24%	
	2 Second	15 13.27%	
	3 Third	4 3.54%	
	Total	113 100.00%	
HF18_6	Teacher stability		
	0 No	86 76.11%	
	1 Yes	27 23.89%	
	Total	113 100.00%	
HF18_6a	Teacher stability (Priority number)		
	1 Inappropriate	86 76.11%	
	0 No	1 0.88%	
	1 First	18 15.93%	
	2 Second	6 5.31%	
	3 Third	2 1.77%	
	Total	113 100.00%	
HF18_97	Others		
	0 No	113 100.00%	
	1 Yes	0 0.00%	
	Total	113 100.00%	
HF18_98	Don't know		
	0 No	113 100.00%	
	1 Yes	0 0.00%	
	Total	113 100.00%	
HF18_99	Refused		
	0 No	113 100.00%	
	1 Yes	0 0.00%	
	Total	113 100.00%	
HF19	What percentage of households in this school catchment area have school-age children aged 6-14 years who are not in school?		
	0-10 Percentage of households	110 97.35%	
	98 Don't know	3 2.65%	
	99 Refused	0 0.00%	
	Total	113 100.00%	

HF20	How frequently do teachers participate in local political activities instead of teaching their lesson? Rate your response on a scale of 1-10, where 1 is very low and 10 is very much.
	Choose 10 if the teachers participate in political activities frequently, 5 if participate sometimes, and 0 if participate not at all. Circle appropriate number as per response; you can choose an appropriate number from 0 to 10.
	0-6 Scale 113 100.00% 113
HF21	Have you noticed any major changes in the school after you took over the management of this school? If yes, what changes have you noticed?
	Multiple responses possible. Do not read the possible answers. Please mark and give number for 3 main options in the box.
HF21_0	No change at all
	0 No 112 99.12%
	1 Yes 1 0.88%
	Total 113 100.0%
HF21_1	Reduced teacher absenteeism
	0 No 81 71.68%
	1 Yes 32 28.32%
	Total 113 100.00%
HF21_1a	Reduced teacher absenteeism (Priority number)
	-1 Inappropriate 81 71.68%
	0 No 23 20.35%
	1 First 3 2.65%
	2 Second 4 3.54%
	3 Third 2 1.77%
	Total 113 100.00%
HF21_2	Increased student enrollment
	0 No 47 41.59%
	1 Yes 66 58.41%
	Total 113 100.00%
HF21_2a	Increased student enrollment (Priority number)
	-1 Inappropriate 47 41.59%
	0 No 29 25.66%
	1 First 14 12.39%
	2 Second 8 7.08%
	3 Third 15 13.27%
	Total 113 100.00%
HF21_3	Reduced student absenteeism
	0 No 62 54.87%
	1 Yes 51 45.13%

HF21_3a	Reduced student absenteeism (Priority number)	Total	113	100.00%
	-1 Inappropriate		62	54.87%
	0 No		39	34.51%
	1 First		2	1.77%
	2 Second		6	5.31%
	3 Third		4	3.54%
	Total		113	100.00%
HF21_4	Improvement of teaching and learning environment at school			
	0 No		15	13.27%
	1 Yes		98	86.73%
	Total		113	100.00%
HF21_4a	Improvement of teaching and learning environment at school (Priority number)			
	-1 Inappropriate		15	13.27%
	0 No		23	20.35%
	1 First		33	29.20%
	2 Second		27	23.89%
	3 Third		15	13.27%
	Total		113	100.00%
HF21_5	Improvement on BLE result			
	0 No		35	30.97%
	1 Yes	Total	78	69.03%
			113	100.00%
HF21_5a	Improvement on BLE result (Priority number)			
	-1 Inappropriate		35	30.97%
	0 No		49	43.36%
	1 First		4	3.54%
	2 Second		15	13.27%
	3 Third		10	8.85%
	Total		113	100.00%
HF21_6	Improvement on SEE result			
	0 No		45	39.82%
	1 Yes		68	60.18%
	Total		113	100.00%
HF21_6a	Improvement on SEE result (Priority number)			
	-1 Inappropriate		45	39.82%
	0 No		22	19.47%
	1 First		19	16.81%
	2 Second		16	14.16%
	3 Third		11	9.73%
	Total		113	100.00%
HF21_7	Improved physical facilities			

HF21_7a	Improved physical facilities (Priority number)	0 No	23	20.35%
		1 Yes	90	79.65%
		Total	113	100.00%
HF21_8	Hiring quality teachers	-1 Inappropriate	23	20.35%
		0 No	31	27.43%
		1 First	20	17.70%
		2 Second	20	17.70%
		3 Third	19	16.81%
		Total	113	100.00%
HF21_8a	Hiring quality teachers (Priority number)	0 No	53	46.90%
		1 Yes	60	53.10%
		Total	113	100.00%
HF21_9	Firing bad teacher	-1 Inappropriate	53	46.90%
		0 No	32	28.32%
		1 First	7	6.19%
		2 Second	6	5.31%
		3 Third	15	13.27%
		Total	113	100.00%
HF21_9a	Firing bad teacher (Priority number)	0 No	102	90.27%
		1 Yes	11	9.73%
		Total	113	100.00%
HF21_10	Starting English as medium of instruction	0 No	80	70.80%
		1 Yes	33	29.20%
		Total	113	100.00%
HF21_10a	Starting English as medium of instruction (Priority number)	-1 Inappropriate	80	70.80%
		0 No	15	13.27%
		1 First	5	4.42%
		2 Second	4	3.54%
		3 Third	9	7.96%
		Total	113	100.00%
HF21_11	Got good support from local people to improve the overall quality			

HF21_11a	Got good support from local people to improve the overall quality (Priority number)	0	No	83	73.45%
		1	Yes	30	26.55%
		Total		113	100.00%
		-1	Inappropriate	83	73.45%
		0	No	24	21.24%
		1	First	1	0.88%
		2	Second	2	1.77%
		3	Third	3	2.65%
		Total		113	100.00%
HF21_97	Others	0	No	113	100.00%
		1	Yes	0	0.00%
		Total		113	100.00%
HF21_98	Don't know	0	No	113	100.00%
		1	Yes	0	0.00%
		Total		113	100.00%
HF21_99	Refused	0	No	113	100.00%
		1	Yes	0	0.00%
		Total		113	100.00%

DRAFT

Section G: Community, Parents' Participation & Knowledge

HG1	Let's talk about community, parents' participation, and knowledge.			
	Out of the three statements below, which of the statements best describes the pressure that the school receives from parents to achieve highest academic standards for the school?			
	(For Interviewer: read all the options and ask the respondent to select one of them on three possible options.)			
	1	There is constant pressure from most of our students' parents for our school to achieve high academic standards.	35	30.97%
	2	There is some pressure from a few of our students' parents for our school to achieve high academic standards.	67	59.29%
	3	There is minimum or no pressure from our students' parents for our school to pursue high academic standards.	11	9.73%
	98	Don't know	0	0.00%
HG1	99	Refused	0	0.00%
	Total		113	100.00%
HG2	How often do parents visit the school to express their concern about their children's schooling? Would you say every day, once a week, once in two weeks, once a month, rarely, or never?			

		0 Never 0 0.00% 1 Every day 8 7.08% 2 Once a week 14 12.39% 3 Once in two weeks 8 7.08% 4 Once a month 41 36.28% 5 Rarely 42 37.17% 98 Don't know 0 0.00% 99 Refused 0 0.00% Total 113 100.00%
HG3	How often do parents visit the school to express their concern about teachers' absence? Would you say never, sometimes, or often?	0 Never 70 61.95% 1 Sometimes 41 36.28% 2 Often 2 1.77% 98 Don't know 0 0.00% 99 Refused 0 0.00% Total 113 100.00%
HG4	How often do you visit the community to mix with parents or local leaders? Would you say never, sometimes, or often?	0 Never 9 7.96% 1 Sometimes 75 66.37% 2 Often 29 25.66% 98 Don't know 0 0.00% 99 Refused 0 0.00% Total 113 100.00%
HG5	How often does the school hold meetings with the community? Would you say never, sometimes, or often?	0 Never 18 15.93% 1 Sometimes 82 72.57% 2 Often 13 11.50% 98 Don't know 0 0.00% 99 Refused 0 0.00% Total 113 100.00%
HG6	How often does the community participate in school activities? Would you say never, sometimes, or often?	0 Never 1 0.88% 1 Sometimes 58 51.33% 2 Often 54 47.79% 98 Don't know 0 0.00% 99 Refused 0 0.00% Total 113 100.00%
HG7	How often does the school participate in community activities? Would you say never, sometimes, or often?	0 Never 0 0.00%

	<table><tr><td>1</td><td>Sometimes</td><td>54</td><td>47.79%</td></tr><tr><td>2</td><td>Often</td><td>59</td><td>52.21%</td></tr><tr><td>98</td><td>Don't know</td><td>0</td><td>0.00%</td></tr><tr><td>99</td><td>Refused</td><td>0</td><td>0.00%</td></tr><tr><td colspan="2">Total</td><td>113</td><td>100.00%</td></tr></table>	1	Sometimes	54	47.79%	2	Often	59	52.21%	98	Don't know	0	0.00%	99	Refused	0	0.00%	Total		113	100.00%								
1	Sometimes	54	47.79%																										
2	Often	59	52.21%																										
98	Don't know	0	0.00%																										
99	Refused	0	0.00%																										
Total		113	100.00%																										
HG8	<p>Some School Management Committees are active in ensuring that schools have good facilities and equipment. They might do this by raising funds, inviting participation by non-governmental organizations, overseeing construction of facilities, or purchasing equipment. In your opinion, how active is this school's School Management Committee in making sure the school has good facilities and equipment?</p> <table><tr><td>1</td><td>Not at all active</td><td>15</td><td>13.27%</td></tr><tr><td>2</td><td>Slightly active</td><td>23</td><td>20.35%</td></tr><tr><td>3</td><td>Moderately active</td><td>39</td><td>34.51%</td></tr><tr><td>4</td><td>Very active</td><td>36</td><td>31.86%</td></tr><tr><td>98</td><td>Don't know</td><td>0</td><td>0.00%</td></tr><tr><td>99</td><td>Refused</td><td>0</td><td>0.00%</td></tr><tr><td colspan="2">Total</td><td>113</td><td>100.00%</td></tr></table>	1	Not at all active	15	13.27%	2	Slightly active	23	20.35%	3	Moderately active	39	34.51%	4	Very active	36	31.86%	98	Don't know	0	0.00%	99	Refused	0	0.00%	Total		113	100.00%
1	Not at all active	15	13.27%																										
2	Slightly active	23	20.35%																										
3	Moderately active	39	34.51%																										
4	Very active	36	31.86%																										
98	Don't know	0	0.00%																										
99	Refused	0	0.00%																										
Total		113	100.00%																										
HG9	<p>Some School Management Committees are active in ensuring that good teaching and learning happens consistently in the school. They might do this by monitoring teacher and student attendance each day, by making sure that students have necessary supplies, or in other ways. In your opinion, how active is this school's School Management Committee in ensuring good teaching and learning?</p> <table><tr><td>1</td><td>Not at all active</td><td>6</td><td>5.31%</td></tr><tr><td>2</td><td>Slightly active</td><td>34</td><td>30.09%</td></tr><tr><td>3</td><td>Moderately active</td><td>28</td><td>24.78%</td></tr><tr><td>4</td><td>Very active</td><td>45</td><td>39.82%</td></tr><tr><td>98</td><td>Don't know</td><td>0</td><td>0.00%</td></tr><tr><td>99</td><td>Refused</td><td>0</td><td>0.00%</td></tr><tr><td colspan="2">Total</td><td>113</td><td>100.00%</td></tr></table>	1	Not at all active	6	5.31%	2	Slightly active	34	30.09%	3	Moderately active	28	24.78%	4	Very active	45	39.82%	98	Don't know	0	0.00%	99	Refused	0	0.00%	Total		113	100.00%
1	Not at all active	6	5.31%																										
2	Slightly active	34	30.09%																										
3	Moderately active	28	24.78%																										
4	Very active	45	39.82%																										
98	Don't know	0	0.00%																										
99	Refused	0	0.00%																										
Total		113	100.00%																										
HG10	<p>For each of the following activities that I will mention, please indicate whether the School Management Committee or any of its members, including the chair, participated in this activity during the 2075 school year.</p> <p>Did the SMC/SB Chair or any of its members visit the homes of families with school-aged children to encourage enrollment of children in the school during the 2075 school year?</p> <table><tr><td>0</td><td>No</td><td>27</td><td>23.89%</td></tr><tr><td>1</td><td>Yes</td><td>86</td><td>76.11%</td></tr><tr><td>98</td><td>Don't know</td><td>0</td><td>0.00%</td></tr><tr><td>99</td><td>Refused</td><td>0</td><td>0.00%</td></tr><tr><td colspan="2">Total</td><td>113</td><td>100.00%</td></tr></table>	0	No	27	23.89%	1	Yes	86	76.11%	98	Don't know	0	0.00%	99	Refused	0	0.00%	Total		113	100.00%								
0	No	27	23.89%																										
1	Yes	86	76.11%																										
98	Don't know	0	0.00%																										
99	Refused	0	0.00%																										
Total		113	100.00%																										
HG11	<p>Did the SMC/SB Chair or any of its members visit the homes of families with students enrolled in the school to encourage better attendance or performance during the 2075 school year?</p> <table><tr><td>0</td><td>No</td><td>43</td><td>38.05%</td></tr><tr><td>1</td><td>Yes</td><td>70</td><td>61.95%</td></tr><tr><td>98</td><td>Don't know</td><td>0</td><td>0.00%</td></tr><tr><td>99</td><td>Refused</td><td>0</td><td>0.00%</td></tr><tr><td colspan="2">Total</td><td>113</td><td>100.00%</td></tr></table>	0	No	43	38.05%	1	Yes	70	61.95%	98	Don't know	0	0.00%	99	Refused	0	0.00%	Total		113	100.00%								
0	No	43	38.05%																										
1	Yes	70	61.95%																										
98	Don't know	0	0.00%																										
99	Refused	0	0.00%																										
Total		113	100.00%																										
HG12																													

	Did the SMC/SB Chair or any of its members run a campaign to raise financial or other support from parents or community members during the 2075 school year?			
	0 No	72	63.72%	
	1 Yes	41	36.28%	
	98 Don't know	0	0.00%	
	99 Refused	0	0.00%	
	Total	113	100.00%	
HG13	Did the SMC/SB Chair or any of its members work to attract new support from a non-governmental organization or international organization during the 2075 school year?			
	0 No	81	71.68%	
	1 Yes	32	28.32%	
	98 Don't know	0	0.00%	
	99 Refused	0	0.00%	
	Total	113	100.00%	
HG14	Did the SMC/SB Chair or any of its members appoint any new teachers for the school during the 2075 school year?			
	0 No	15	13.27%	
	1 Yes	98	86.73%	
	95 Not applicable	0	0.00%	
	98 Don't know	0	0.00%	
	99 Refused	0	0.00%	
	Total	113	100.00%	
HG15	Did the SMC/SB Chair or any of its members identify or propose new ways of increasing attendance in the school during the 2075 school year?			
	0 No	67	59.29%	
	1 Yes	46	40.71%	
	98 Don't know	0	0.00%	
	99 Refused	0	0.00%	
	Total	113	100.00%	
HG16	Did the SMC/SB Chair or any of its members identify or propose new ways of increasing student learning and improving exam performance in the school during the 2075 school year?			
	0 No	36	31.86%	
	1 Yes	77	68.14%	
	98 Don't know	0	0.00%	
	99 Refused	0	0.00%	
	Total	113	100.00%	
HG17	In your opinion, which of the following three statements best describes the role that the federal government should play in local education system development?			
	For Interviewer: read all the options and ask the respondent to select one of them			
	1 The federal government should play an important role in directing local education system development.	41	36.28%	
	2 The federal government should play only an advisory role, providing guidance while allowing the local	70	61.95%	

	government to direct local education system development.		
	3 The federal government should play no role in local education system development.	2	1.77%
	98 Don't know	0	0.00%
	99 Refused	0	0.00%
	Total	113	100.00%
HG18	In your opinion, would changing your school's medium of instruction from Nepali to English tend to increase a lot, increase a little, leave unchanged, decrease a little, or decrease a lot the quality of instruction and student learning in your school?		
	1 Increase a lot	13	11.50%
	2 Increase a little	47	41.59%
	3 Leave unchanged	47	41.59%
	4 Decrease a little	3	2.65%
	5 Decrease a lot	3	2.65%
	98 Don't know	0	0.00%
	99 Refused	0	0.00%
	Total	113	100.00%
HG19	Now think about the opinions among parents in your community. What do you think is the most common opinion regarding the effect of changing your school's medium of instruction for primary education from Nepali to English on the quality of instruction and learning in your school? Do you think the most common opinion is that changing your school's medium of instruction for primary education from Nepali to English would tend to increase a lot, increase a little, leave unchanged, decrease a little, or decrease a lot the quality of instruction and student learning in your school?		
	1 Increase a lot	73	64.60%
	2 Increase a little	25	22.12%
	3 Leave unchanged	13	11.50%
	4 Decrease a little	2	1.77%
	5 Decrease a lot	0	0.00%
	98 Don't know	0	0.00%
	99 Refused	0	0.00%
	Total	113	100.00%
	Now I would like to ask you about changes that may have occurred after the formation of the new local government. For each of the conditions I will mention, please think about how these conditions have changed from before the election of the local government to now.		
HG20	What change have you seen in the influence that the SMC/SB has on decision-making at this school? Would you say that, as compared to before the election of local governments, the SMC/SB has:		
	For Interviewer: read all the options and ask the respondent to select one of them		
	1 More influence on decision-making at this school as compared to before	36	31.86%
	2 The same influence on decision-making at this school as compared to before	70	61.95%
	3 Less influence on decision-making at this school as compared to before	7	6.19%

		98 Don't know	0	0.00%
		99 Refused	0	0.00%
		Total	113	100.00%
HG21	What change have you seen in the authority that the principal has to make decisions for the school? Would you say that, as compared to before the election of local governments, the principal has:			
	For Interviewer: read all the options and ask the respondent to select one of them on three possible options.			
		1 The principal has more or broader authority to make decisions	5	4.42%
		2 The principal has the same authority to make decisions	96	84.96%
		3 The principal has narrower or less authority to make decisions	12	10.62%
		98 Don't know	0	0.00%
		99 Refused	0	0.00%
		Total	113	100.00%
HG22	What change have you seen in the involvement of parents and community members in the SMC/SB? Has parental involvement in the SMC/SB since the formation of the new local government decreased, remained the same, or increased?			
		1 Decreased	0	0.00%
		2 Remained the same	91	80.53%
		3 Increased	22	19.47%
		98 Don't know	0	0.00%
		99 Refused	0	0.00%
		Total	113	100.00%
HG23	What change have you seen in the involvement of parents and community members in the PTA? Has parental involvement in the PTA since the formation of the new local government decreased, remained the same, or increased?			
		1 Decreased	0	0.00%
		2 Remained the same	94	83.19%
		3 Increased	19	16.81%
		98 Don't know	0	0.00%
		99 Refused	0	0.00%
		Total	113	100.00%
HG24	What change have you seen in the involvement of parents and community members in principal-led activities? Has parental involvement with principal-led activities since the formation of the new local government decreased, remained the same, or increased?			
		1 Decreased	0	0.00%
		2 Remained the same	94	83.19%
		3 Increased	19	16.81%
		98 Don't know	0	0.00%
		99 Refused	0	0.00%
		Total	113	100.00%
HG25	What change have you seen in the involvement of parents and community members in discussing education matters with government elected officials? Has involvement in discussing education matters with			

	government elected officials since the formation of the new local government decreased, remained the same, or increased?			
	1 Decreased	0	0.00%	
	2 Remained the same	74	65.49%	
	3 Increased	39	34.51%	
	98 Don't know	0	0.00%	
	99 Refused	0	0.00%	
	Total	113	100.00%	
HG26	How interested and active is the local government (Metropolitan/ward office) in increasing student enrollment?			
	1 Not at all active	28	24.78%	
	2 Slightly active	41	36.28%	
	3 Moderately active	22	19.47%	
	4 Very active	22	19.47%	
	98 Don't know	0	0.00%	
	99 Refused	0	0.00%	
	Total	113	100.00%	
HG27	How interested and active is the local government (Metropolitan/ward office) in improving school buildings and required educational equipment?			
	1 Not at all active	28	24.78%	
	2 Slightly active	43	38.05%	
	3 Moderately active	25	22.12%	
	4 Very active	17	15.04%	
	98 Don't know	0	0.00%	
	99 Refused	0	0.00%	
	Total	113	100.00%	
HG28	How interested and active is the local government (Metropolitan/ward office) in improving the quality of teaching and learning?			
	1 Not at all active	24	21.24%	
	2 Slightly active	40	35.40%	
	3 Moderately active	23	20.35%	
	4 Very active	26	23.01%	
	98 Don't know	0	0.00%	
	99 Refused	0	0.00%	
	Total	113	100.00%	





Section H: Finance: Budget allocation, Disbursement, Leakage

	Let's talk about budget allocation, disbursement, and leakage.	
HH1	What are the sources of income in your school?	
	Multiple responses possible. Do not read the possible answers. Please mark and give number for 3 main options in the box.	

HH1_1	From federal government			
	0 No	76	67.26%	
	1 Yes	37	32.74%	
		Total	113	100.00%
HH1_1a	From federal government (Priority number)			
	-1 Inappropriate	76	67.26%	
	0 No	2	1.77%	
	1 First	32	28.32%	
	2 Second	1	0.88%	
	3 Third	2	1.77%	
		Total	113	100.00%
HH1_2	Province Government			
	0 No	83	73.45%	
	1 Yes	30	26.55%	
		Total	113	100.00%
HH1_2a	Province Government (Priority number)			
	-1 Inappropriate	83	73.45%	
	0 No	20	17.70%	
	1 First	1	0.88%	
	2 Second	3	2.65%	
	3 Third	6	5.31%	
		Total	113	100.00%
HH1_3	From Municipality/Local Government			
	0 No	63	55.75%	
	1 Yes	50	44.25%	
		Total	113	100.00%
HH1_3a	From Municipality/Local Government (Priority number)			
	-1 Inappropriate	63	55.75%	
	0 No	6	5.31%	
	1 First	15	13.27%	
	2 Second	22	19.47%	
	3 Third	7	6.19%	
		Total	113	100.00%
HH1_4	From Ward Office			
	0 No	74	65.49%	
	1 Yes	39	34.51%	
		Total	113	100.00%
HH1_4a	From Ward Office (Priority number)			
	-1 Inappropriate	75	66.37%	
	0 No	13	11.50%	
	1 First	2	1.77%	

		2 Second	12	10.62%
		3 Third	11	9.73%
		Total	113	100.00%
HH1_5	Student Fee			
		0 No	33	29.20%
		1 Yes	80	70.80%
		Total	113	100.00%
HH1_5a	Student Fee (Priority number)			
		-1 Inappropriate	33	29.20%
		0 No	13	11.50%
		1 First	56	49.56%
		2 Second	7	6.19%
		3 Third	4	3.54%
		Total	113	100.00%
HH1_6	Rent from Land			
		0 No	86	76.11%
		1 Yes	27	23.89%
		Total	113	100.00%
HH1_6a	Rent from Land (Priority number)			
		-1 Inappropriate	86	76.11%
		0 No	17	15.04%
		2 Second	3	2.65%
		3 Third	7	6.19%
		Total	113	100.00%
HH1_7	Rent from Buildings, house, shed			
		0 No	101	89.38%
		1 Yes	12	10.62%
		Total	113	100.00%
HH1_7a	Rent from Buildings, house, shed (Priority number)			
		-1 Inappropriate	101	89.38%
		0 No	8	7.08%
		2 Second	1	0.88%
		3 Third	3	2.65%
		Total	113	100.00%
HH1_8	Parents' donation			
		0 No	68	60.18%
		1 Yes	45	39.82%
		Total	113	100.00%
HH1_8a	Parents' donation (Priority number)			
		-1 Inappropriate	68	60.18%
		0 No	22	19.47%
		1 First	4	3.54%

		2 Second	9	7.96%
		3 Third	10	8.85%
		Total	113	100.00%
HH1_9	Donations from other NGO/INGO			
		0 No	97	85.84%
		1 Yes	16	14.16%
		Total	113	100.00%
HH1_9a	Donations from other NGO/INGO (Priority number)			
		-1 Inappropriate	97	85.84%
		0 No	12	10.62%
		1 First	1	0.88%
		2 Second	1	0.88%
		3 Third	2	1.77%
		Total	113	100.00%
HH1_97	Others			
		0 No	107	94.69%
		1 Yes	6	5.31%
		Total	113	100.00%
HH1_97_1	Other (specify)			
		-1 Inappropriate	107	94.69%
		0 Share investment	4	3.54%
		5 Interest of money	2	1.77%
		Total	113	100.00%
HH1_97_1a	Other (specify) (Priority number)			
		-1 Inappropriate	107	94.69%
		0 No	1	0.88%
		1 First	1	0.88%
		2 Second	4	3.54%
		Total	113	100.00%
HH1_98	Don't know			
		0 No	113	100.00%
		1 Yes	0	0.00%
		Total	113	100.00%
HH1_99	Refused			
		0 No	113	100.00%
		1 Yes	0	0.00%
		Total	113	100.00%
HH2_1	How much land does this school own now?			
		0 None	21	18.58%
		2 to 360 Katha	92	81.42%
		98 Don't know	0	0.00%
		99 Refused	0	0.00%

		Total	113	100.00%
HH3_0	For Interviewer: (See the pre-edit)			
	1 This school is a community school	57	50.44%	
	2 This school is an institutional school	56	49.56%	
				
	Total	113	100.00%	
HH3	Was the portion of budget from government disbursed on time each time?			
	-1 Inappropriate	56	49.56%	
	0 No	18	15.93%	
	1 Yes	39	34.51%	
	98 Don't know	0	0.00%	
	99 Refused	0	0.00%	
				
	Total	113	100.00%	
HH4	How late was the disbursement?			
	-1 Inappropriate	95	84.07%	
	1 One month or less	3	2.65%	
	2 Two to three months	10	8.85%	
	3 More than three months	5	4.42%	
	98 Don't know	0	0.00%	
	99 Refused	0	0.00%	
	Total	113	100.00%	
HH5	Was the portion of budget from tuition and additional fees paid on time?			
	0 No	54	47.79%	
	1 Yes	59	52.21%	
	98 Don't know	0	0.00%	
	99 Refused	0	0.00%	
				
	Total	113	100.00%	
HH6	What percent late was the tuition fee payment?			
	-1 Inappropriate	59	52.21%	
	1 Less than 25%	21	18.58%	
	2 25% to 50%	23	20.35%	
	3 50% to 75%	8	7.08%	
	4 More than 75% and above	2	1.77%	
	98 Don't know	0	0.00%	
	99 Refused	0	0.00%	
	Total	113	100.00%	
HH7	Was the portion of budget from the school's own income sources other than tuition and fees raised on time?			
	0 No	12	10.62%	
	1 Yes	68	60.18%	
				

		2 No source of other internal income	→	Go to HH9	33	29.20%
		98 Don't know			0	0.00%
		99 Refused			0	0.00%
		Total			113	100.00%
HH8	What portion of the school's own income sources, other than tuition and fees, was not raised on time?					
		-1 Inappropriate			101	89.38%
		1 Less than 25%			3	2.65%
		2 25% to 50%			6	5.31%
		3 50% to 75%			0	0.00%
		4 More than 75% and above			3	2.65%
		98 Don't know			0	0.00%
		99 Refused			0	0.00%
		Total			109	100.00%
HH9	Was the portion of budget from community contribution raised on time?					
		0 No			31	27.43%
		1 Yes	→	Go to HH11	46	40.71%
		2 No source from community contribution	→		36	31.86%
		98 Don't know			0	0.00%
		99 Refused			0	0.00%
		Total			113	100.00%
HH10	How late was the disbursement?					
		-1 Inappropriate			82	72.57%
		1 One month or less			0	0.00%
		2 Two to three months			6	5.31%
		3 More than three			25	22.12%
		98 Don't know			0	0.00%
		99 Refused			0	0.00%
		Total			113	100.00%
HH11	Does this school use an accounting software package?					
		0 No			54	47.79%
		1 Yes			59	52.21%
		98 Don't know			0	0.00%
		99 Refused			0	0.00%
		Total			113	100.00%
HH12	Who prepares the school's annual budget? Is it a full-time accountant, a part-time accountant, the principal, another teacher, the founders of the school, someone else, or no one?					
		0 No one			0	0.00%
		1 Full time accountant			42	37.17%
		2 Part-time accountant			2	1.77%
		3 Principal			55	48.67%
		4 Teacher			2	1.77%
		5 Founders of the school			12	10.62%

		97 Others (specify)	0	0.00%
		98 Don't know	0	0.00%
		99 Refused	0	0.00%
		Total	113	100.00%
HH13	Is there a practice of the SMC/SB passing an annual budget of the school for each fiscal year?			
		0 No	15	13.27%
		1 Yes	98	86.73%
		98 Don't know	0	0.00%
		99 Refused	0	0.00%
		Total	113	100.00%
HH14	Who approves the school budget? Is it the SMC/SB, Metropolitan/EDCU, both the SMC/SB and EDCU, or someone else?			
		1 SMC/SB	83	73.45%
		2 Metropolitan/EDCU	9	7.96%
		3 Both SMC/SB and EDCU	5	4.42%
		4 Shareholder	13	11.50%
		5 Principal	3	2.65%
		97 Others (specify)	0	0.00%
		98 Don't know	0	0.00%
		99 Refused	0	0.00%
		Total	113	100.00%
HH15	When does the school administration generally inform about the annual school budget?			
	Marshall that apply.			
HH15_1	Chairman of SMC/SB			
		0 No	7	6.19%
		1 Yes	106	93.81%
		Total	113	100.00%
HH15_2	Teachers			
		0 No	66	58.41%
		1 Yes	47	41.59%
		Total	113	100.00%
HH15_3	Parents assembly			
		0 No	54	47.79%
		1 Yes	59	52.21%
		Total	113	100.00%
HH15_4	PTA			
		0 No	53	46.90%
		1 Yes	60	53.10%
		Total	113	100.00%
HH15_5	No one			
		0 No	110	97.35%

		1 Yes	3	2.65%
		Total	113	100.00%
HH15_97	Others			
		0 No	100	88.50%
		1 Yes	13	11.50%
		Total	113	100.00%
HH15_97_1	Others (specify)			
		-1 Inappropriate	100	88.50%
		7 Shareholder	7	6.19%
		8 Municipal Education Branch	6	5.31%
		Total	113	100.00%
HH15_98	Don't know			
		0 No	113	100.00%
		1 Yes.	0	0.00%
		Total	113	100.00%
HH15_99	Refused			
		0 No	113	100.00%
		1 Yes.	0	0.00%
		Total	113	100.00%
HH16	How is the salary of teachers and other staff paid? Is it through bank account only, a bearer cheque, an AC payee cheque, or cash payment or by both a bank account and cash payment?			
		1 Through bank account only	101	89.38%
		2 Bearer cheque	1	0.88%
		3 AC payee cheque	2	1.77%
		4 By cash payment	6	5.31%
		5 Both bank account and cash payment	3	2.65%
		97 Others	0	0.00%
		98 Don't know	0	0.00%
		99 Refused	0	0.00%
		Total	113	100.00%
HH17	Are the teachers at your school paid on time? Would you say they are paid on time all the time, most of the time, sometimes, or never?			
		0 Never paid on time	0	0.00%
		1 Paid on time all of the time	72	63.72%
		2 Paid on time most of the time	35	30.97%
		3 Paid on time sometimes	6	5.31%
		98 Don't know	0	0.00%
		99 Refused	0	0.00%
		Total	113	100.00%
HH18	Did the school receive any capital grants in the last 3 years?			
		0 No	69	61.06%
		1 Yes	44	38.94%
		98 Don't know	0	0.00%

Go to HH20

		99 Refused	0	0.00%
		Total	113	100.00%
HH19	Was the SMC/SB informed about the capital grant?			
		-1 Inappropriate	69	61.06%
		0 No	0	0.00%
		1 Yes	44	38.94%
		98 Don't know	0	0.00%
		99 Refused	0	0.00%
		Total	113	100.00%
HH20	Was any construction work done in the last 3 years at your school?			
		0 No	6	5.31%
		1 Yes	107	94.69%
		98 Don't know	0	0.00%
		99 Refused	0	0.00%
		Total	113	100.00%
HH21	Was a construction committee formed for that construction work?			
		-1 Inappropriate	6	5.31%
		0 No	14	12.39%
		1 Yes	93	82.30%
		98 Don't know	0	0.00%
		99 Refused	0	0.00%
		Total	113	100.00%
HH22	Was the capital grant properly utilized?			
		-1 Inappropriate	6	5.31%
		0 No	36	31.86%
		1 Yes	71	62.83%
		98 Don't know	0	0.00%
		99 Refused	0	0.00%
		Total	113	100.00%
HH23	Did your school receive any scholarship grants in the 2075 school year?			
		0 No	54	47.79%
		1 Yes	59	52.21%
		98 Don't know	0	0.00%
		99 Refused	0	0.00%
		Total	113	100.00%
HH24	Which types of scholarship grants did the school receive during the 2075 school year?			
	Mark all that apply.			
HH24_1	Dalit scholarship			
		-1 Inappropriate	54	47.79%
		0 No	1	0.88%
		1 Yes	58	51.33%
		Total	113	100.00%

HH24_2	Girls scholarship			
	-1 Inappropriate	54	47.79%	
	0 No	7	6.19%	
	1 Yes	52	46.02%	
	Total	113	100.00%	
HH24_3	Feeder scholarship			
	-1 Inappropriate	54	47.79%	
	0 No	57	50.44%	
	1 Yes	2	1.77%	
	Total	113	100.00%	
HH24_4	Scholarship for martyrs family			
	-1 Inappropriate	54	47.79%	
	0 No	56	49.56%	
	1 Yes	3	2.65%	
	Total	113	100.00%	
HH24_5	Remote mountain scholarship			
	-1 Inappropriate	54	47.79%	
	0 No	57	50.44%	
	1 Yes	2	1.77%	
	Total	113	100.00%	
HH24_6	Scholarship for disabled			
	-1 Inappropriate	54	47.79%	
	0 No	30	26.55%	
	1 Yes	29	25.66%	
	Total	113	100.00%	
HH24_7	School uniform scholarship			
	-1 Inappropriate	54	47.79%	
	0 No	50	44.25%	
	1 Yes	9	7.96%	
	Total	113	100.00%	
HH24_8	Scholarship for poor and diligent			
	-1 Inappropriate	54	47.79%	
	0 No	27	23.89%	
	1 Yes	32	28.32%	
	Total	113	100.00%	
HH24_9	Scholarship for ethnic/indigenous group			
	-1 Inappropriate	54	47.79%	
	0 No	37	32.74%	
	1 Yes	22	19.47%	
	Total	113	100.00%	
HH24_10	Scholarship from different organization			

		-1 Inappropriate	54	47.79%
		0 No	50	44.25%
		1 Yes	9	7.96%
		Total	113	100.00%
HH24_11	Madarsha scholarship			
		-1 Inappropriate	54	47.79%
		0 No	59	52.21%
		1 Yes	0	0.00%
		Total	113	100.00%
HH24_12	Gumba scholarship			
		-1 Inappropriate	54	47.79%
		0 No	59	52.21%
		1 Yes	0	0.00%
		Total	113	100.00%
HH24_13	Ashram scholarship			
		-1 Inappropriate	54	47.79%
		0 No	59	52.21%
		1 Yes	0	0.00%
		Total	113	100.00%
HH24_14	Proxmox testing (PMT) etipend			
		-1 Inappropriate	54	47.79%
		0 No	59	52.21%
		1 Yes	0	0.00%
		Total	113	100.00%
HH24_15	Scholarship for intelligent students			
		-1 Inappropriate	54	47.79%
		0 No	54	47.79%
		1 Yes	5	4.42%
		Total	113	100.00%
HH24_16	Scholarship for conflict victims			
		-1 Inappropriate	54	47.79%
		0 No	58	51.33%
		1 Yes	1	0.88%
		Total	113	100.00%
HH24_97	Others			
		-1 Inappropriate	54	100.00%
		0 No	59	0.00%
		1 Yes	0	0.00%
		Total	113	100.00%
HH24_98	Don't know			
		-1 Inappropriate	54	47.79%
		0 No	59	52.21%

		1 Yes	0	0.00%
		Total	113	100.00%
HH24_99	Refused			
		-1 Inappropriate	54	47.79%
		0 No	59	52.21%
		1 Yes	0	0.00%
		Total	113	100.00%
HH25	Were the scholarship funds received on time to distribute properly?			
		-1 Inappropriate	54	47.79%
		0 No	1	0.88%
		1 Yes	58	51.33%
		98 Don't know	0	0.00%
		99 Refused	0	0.00%
		Total	113	100.00%
HH26	Were the scholarship funds distributed properly?			
		-1 Inappropriate	54	47.79%
		0 No	0	0.00%
		1 Yes	59	52.21%
		98 Don't know	0	0.00%
		99 Refused	0	0.00%
		Total	113	100.00%
HH27	Does the SMC/SB have a say in which students receive scholarships?			
		-1 Inappropriate	54	47.79%
		0 No	14	12.39%
		1 Yes	45	39.82%
		98 Don't know	0	0.00%
		99 Refused	0	0.00%
		Total	113	100.00%
HH28	For distribution of different scholarships received from Metropolitan/EDCU, are there specific guidelines of EDCU? Is the SMC/SB aware of those guidelines?			
		0 No	14	12.39%
		1 Yes	99	87.61%
		98 Don't know	0	0.00%
		99 Refused	0	0.00%
		Total	113	100.00%
HH29	Does the school follow the Metropolitan/EDCU guidelines for distributing scholarships?			
		-1 Inappropriate	14	12.39%
		0 No	0	0.00%
		1 Yes	99	87.61%
		98 Don't know	0	0.00%
		99 Refused	0	0.00%
		Total	113	100.00%
HH30	Which types of scholarship grants did the school distribute during the 2075 school year?			

For Interviewer: Mark all that apply.

HH30_1	Dalit scholarship	0 No	5	4.42%
		1 Yes	108	95.58%
		Total	113	100.00%
HH30_2	Girls scholarship	0 No	46	40.71%
		1 Yes	67	59.29%
		Total	113	100.00%
HH30_3	Feeder scholarship	0 No	111	98.23%
		1 Yes	2	1.77%
		Total	113	100.00%
HH30_4	Scholarship for martyrs family	0 No	100	88.50%
		1 Yes	13	11.50%
		Total	113	100.00%
HH30_5	Remote mountain scholarship	0 No	110	97.35%
		1 Yes	3	2.65%
		Total	113	100.00%
HH30_6	Scholarship for disabled	0 No	49	43.36%
		1 Yes	64	56.64%
		Total	113	100.00%
HH30_7	School uniform scholarship	0 No	101	89.38%
		1 Yes	12	10.62%
		Total	113	100.00%
HH30_8	Scholarship for poor and diligent	0 No	20	17.70%
		1 Yes	93	82.30%
		Total	113	100.00%
HH30_9	Scholarship for ethnic/indigenous group	0 No	48	42.48%
		1 Yes	65	57.52%
		Total	113	100.00%
HH30_10	Scholarship from different organization	0 No	105	92.92%

		1 Yes	8	7.08%
		Total	113	100.00%
HH30_11	Madarsha scholarship			
		0 No	113	100.00%
		1 Yes	0	0.00%
		Total	113	100.00%
HH30_12	Gumba scholarship			
		0 No	113	100.00%
		1 Yes	0	0.00%
		Total	113	100.00%
HH30_13	Ashram scholarship			
		0 No	113	100.00%
		1 Yes	0	0.00%
		Total	113	100.00%
HH30_14	Proxy mean testing (PMT) stipend			
		0 No	113	100.00%
		1 Yes	0	0.00%
		Total	113	100.00%
HH30_15	Scholarship for intelligent students			
		0 No	73	64.60%
		1 Yes	40	35.40%
		Total	113	100.00%
HH30_16	Scholarship for conflict victims			
		0 No	93	82.30%
		1 Yes	20	17.70%
		Total	113	100.00%
HH30_97	Others			
		0 No	113	100.00%
		1 Yes	0	0.00%
		Total	113	100.00%
HH30_97_1	Others (specify)			
		-1 Inappropriate	113	100.00%
		Total	113	100.00%
HH30_98	Don't know			
		0 No	113	100.00%
		1 Yes	0	0.00%
		Total	113	100.00%
HH30_99	Refused			
		0 No	113	100.00%
		1 Yes	0	0.00%

		Total	113	100.00%
HH31	What is the main problem that you face in distributing scholarships?			
	0 No problems faced	48	42.48%	
	1 Inadequate amount	24	21.24%	
	2 Late receipt of amount	5	4.42%	
	3 Difficulty in identifying beneficiaries	16	14.16%	
	4 Protest of non-beneficiaries	20	17.70%	
	97 Other	0	0.00%	
	98 Don't know	0	0.00%	
	99 Refused	0	0.00%	
	Total	113	100.00%	
HH32	How often are financial audits conducted?			
	1 Annually	113	100.00%	
	2 Bi-annually	0	0.00%	
	3 Less than once every two years	0	0.00%	
	97 Others	0	0.00%	
	98 Don't know	0	0.00%	
	99 Refused	0	0.00%	
	Total	113	100.00%	
HH33	Did the school complete a financial audit for the last fiscal year?			
	0 No	19	16.81%	
	1 Yes	94	83.19%	
	8 Don't know	0	0.00%	
	9 Refused	0	0.00%	
	Total	113	100.00%	
	When was the last financial audit completed?			
HH34_M	-1 Inappropriate	19	16.81%	
	1-12 Nepali month	94	83.19%	
	Total	113	100.00%	
HH34_Y	-1 Inappropriate	19	16.81%	
	2075-2076 Year	94	83.19%	
	Total	113	100.00%	
	98 Don't know	0	0.00%	
	99 Refused	0	0.00%	
	Total	0	0.00%	
HH35	Who serves as the school auditor?			
	1 Chartered accountant	12	10.62%	
	2 Auditor	98	86.73%	
	3 School	2	1.77%	
	4 By teacher	0	0.00%	
	5 SMC/SB	1	0.88%	
	97 Other	0	0.00%	
	98 Don't know	0	0.00%	

	99 Refused	0	0.00%
	Total	113	100.00%
HH36	Who appoints schools auditors?		
	1 EDCU	4	3.54%
	2 Schools themselves	7	6.19%
	3 District Education Committee	1	0.88%
	4 Metropolitan	59	52.21%
	5 SMC/SB	42	37.17%
	97 Other	0	0.00%
	98 Don't know	0	0.00%
	99 Refused	0	0.00%
	Total	113	100.00%
HH37	Does the school have the practice of making school financial audits public?		
	0 No	48	42.48%
	1 Yes	65	57.52%
	98 Don't know	0	0.00%
	99 Refused	0	0.00%
	Total	113	100.00%
HH38	If not, why?		
	-1 Inappropriate	65	57.52%
	1 It is not practiced in the Institutional/Private schools	45	39.82%
	2 The parent does not ask for these things	3	2.65%
	98 Don't know	0	0.00%
	99 Refused	0	0.00%
	Total	113	100.00%
HH39	Is there a practice of conducting social audits of this school?		
	0 No	37	32.74%
	1 Yes	76	67.26%
	98 Don't know	0	0.00%
	99 Refused	0	0.00%
	Total	113	100.00%
HH40	How often are social audits conducted?		
	-1 Inappropriate	37	32.74%
	1 Annually	74	65.49%
	2 Bi-annually	1	0.88%
	3 Less than once every two years	1	0.88%
	97 Other (specify)	0	0.00%
	98 Don't know	0	0.00%
	99 Refused	0	0.00%
	Total	113	100.00%
HH40_97	Other (specify)		
	-1 Inappropriate	113	100.00%
	Total	113	100.00%
HH41	Did the school complete a social audit for school year 2075?		

		-1 Inappropriate	37	32.74%
		0 No	4	3.54%
		1 Yes	72	63.72%
		98 Don't know	0	0.00%
		99 Refused	0	0.00%
		Total	113	100.00%
	When was the last social audit completed?			
HH42_M		-1 Inappropriate	37	32.74%
		2-12 Nepali month	76	67.26%
		Total	113	100.00%
HH42_Y		-1 Inappropriate	37	32.74%
		2074-2076 Year	76	67.26%
		Total	113	100.00%
		98 Don't know	0	0.00%
		99 Refused	0	0.00%
		Total	0	0.00%
HH43	Who conducts the school's social audit?			
		-1 Inappropriate	37	32.74%
		1 Principal	10	8.85%
		2 Teachers	0	0.00%
		3 Metropolitan EDC	1	0.88%
		4 SM/CSB	11	9.73%
		5 PTA	39	34.51%
		6 Parents	0	0.00%
		7 Social Audit Committee	10	8.85%
		8 Accounting Committee	2	1.77%
		9 Shareholder	3	2.65%
		97 Others	0	0.00%
		98 Don't know	0	0.00%
		99 Refused	0	0.00%
		Total	113	100.00%
HH44	Do you know about the Social Audit Guidelines of local government?			
		-1 Inappropriate	37	32.74%
		0 No	12	10.62%
		1 Yes	64	56.64%
		98 Don't know	0	0.00%
		99 Refused	0	0.00%
		Total	113	100.00%
HH45	Does the school follow those guidelines when they conduct the social audit?			
		-1 Inappropriate	37	32.74%
		0 No	10	8.85%
		1 Yes	66	58.41%
		98 Don't know	0	0.00%

	99 Refused	0	0.00%
	Total	113	100.00%
	What issues were covered in the latest social audit?		
	Multiple responses possible. Do not read the possible answers. Please mark and give number for 3 main options in the box.		
HH46_1	School administration/issues		
	-1 Inappropriate	37	32.74%
	0 No	34	30.09%
	1 Yes	42	37.17%
	Total	113	100.00%
HH46_1a	School administration/issues (Priority number)		
	-1 Inappropriate	71	62.83%
	0 No	18	15.93%
	1 First	7	6.19%
	2 Second	9	7.96%
	3 Third	8	7.08%
	Total	113	100.00%
HH46_2	Issues on income and expenses		
	-1 Inappropriate	37	32.74%
	0 No	5	4.42%
	1 First	71	62.83%
	Total	113	100.00%
HH46_2a	Issues on income and expenses (Priority number)		
	-1 Inappropriate	42	37.17%
	0 No	10	8.85%
	1 First	45	39.82%
	2 Second	8	7.08%
	3 Third	8	7.08%
	Total	113	100.00%
HH46_3	Quality of teaching/learning and school		
	-1 Inappropriate	37	32.74%
	0 No	11	9.73%
	1 Yes	65	57.52%
	Total	113	100.00%
HH46_3a	Quality of teaching/learning and school (Priority number)		
	-1 Inappropriate	48	42.48%
	0 No	4	3.54%
	1 First	17	15.04%
	2 Second	30	26.55%
	3 Third	14	12.39%
	Total	113	100.00%
HH46_4	Issues related to teachers		

		-1 Inappropriate	37	32.74%
		0 No	30	26.55%
		1 Yes	46	40.71%
		Total	113	100.00%
HH46_4a	Issues related to teachers (Priority number)			
		-1 Inappropriate	67	59.29%
		0 No	29	25.66%
		2 Second	7	6.19%
		3 Third	10	8.85%
		Total	113	100.00%
HH46_5	Improvement of physical facilities of school			
		-1 Inappropriate	37	32.74%
		0 No	13	11.50%
		1 Yes	63	55.75%
		Total	113	100.00%
HH46_5a	Improvement of physical facilities of school (Priority number)			
		-1 Inappropriate	50	44.25%
		0 No	15	13.27%
		1 First	5	4.42%
		2 Second	16	14.16%
		3 Third	27	23.89%
		Total	113	100.00%
HH46_6	Involvement of community members in school activities			
		-1 Inappropriate	37	32.74%
		0 No	52	46.02%
		1 Yes	24	21.24%
		Total	113	100.00%
HH46_6a	Involvement of community members in school activities (Priority number)			
		-1 Inappropriate	89	78.76%
		0 No	21	18.58%
		1 First	2	1.77%
		2 Second	1	0.88%
		Total	113	100.00%
HH46_97	Others			
		0 No	113	100.00%
		1 Yes	0	0.00%
		Total	113	100.00%
HH46_97_1	Others (Specify)			
		-1 Inappropriate	113	100.00%
		Total	113	100.00%
HH46_97_1a	Others (Priority number)			

		-1 Inappropriate	113	100.00%
		Total	113	100.00%
HH46_98	Don't know			
		0 No	113	100.00%
		1 Yes	0	0.00%
		Total	113	100.00%
HH46_99	Refused			
		0 No	113	100.00%
		1 Yes	0	0.00%
		Total	113	100.00%
HH47	Did your school discuss the school's annual financial audit report in the last social audit?			
		-1 Inappropriate	37	32.74%
		0 No	7	6.19%
		1 Yes	69	61.06%
		98 Don't know	0	0.00%
		99 Refused	0	0.00%
		Total	113	100.00%
HH48	This variable is kept blank			
HH49	How many times did your school conduct a public hearing program during the 2075 school year?			
		0 None	76	67.26%
		4 No public hearing	37	32.74%
		8 Don't know	0	0.00%
		9 Refused	0	0.00%
		Total	113	100.00%
HH50	Did your school select school's best teacher and parents in the 2075 school year?			
		0 No	28	24.78%
		1 Yes	85	75.22%
		98 Don't know	0	0.00%
		99 Refused	0	0.00%
		Total	113	100.00%
HH51	In your opinion, what are the main problems of current school operation and management?			
	Multiple responses possible. Do not read the possible answers. Please mark and give number for 3 main options in the box.			
HH51_0	Not any problems			
		0 No	101	89.38%
		1 Yes	12	10.62%
		Total	113	100.00%
HH51_1	Lack of teachers			
		0 No	71	62.83%
		1 Yes	42	37.17%
		Total	113	100.00%

HH51_1a	Lack of teachers (Priority number)			
	-1 Inappropriate	71	62.83%	
	0 No	0	0.00%	
	1 First	18	15.93%	
	2 Second	13	11.50%	
	3 Third	11	9.73%	
	Total	113	100.00%	
HH51_2	Lack of classroom and infrastructure			
	0 No	55	48.67%	
	1 Yes	58	51.33%	
	Total	113	100.00%	
HH51_2a	Lack of classroom and infrastructure (Priority number)			
	-1 Inappropriate	55	48.67%	
	0 No	4	3.54%	
	1 First	24	21.24%	
	2 Second	19	16.81%	
	3 Third	11	9.73%	
	Total	113	100.00%	
HH51_3	Politics			
	0 No	110	97.35%	
	1 Yes	3	2.65%	
	Total	113	100.00%	
HH51_3a	Politics (Priority number)			
	-1 Inappropriate	110	97.35%	
	0 No	0	0.00%	
	1 First	1	0.88%	
	2 Second	2	1.77%	
	Total	113	100.00%	
HH51_4	Relationship with community			
	0 No	99	87.61%	
	1 Yes	14	12.39%	
	Total	113	100.00%	
HH51_4a	Relationship with community (Priority number)			
	-1 Inappropriate	100	88.50%	
	0 No	0	0.00%	
	1 First	4	3.54%	
	2 Second	4	3.54%	
	3 Third	5	4.42%	
	Total	113	100.00%	
HH51_5	Lack of financial resources			
	0 No	34	30.09%	
	1 Yes	79	69.91%	

HH51_5a	Lack of financial resources (Priority number)	Total	113	100.00%
	-1 Inappropriate		34	30.09%
	0 No		1	0.88%
	1 First		44	38.94%
	2 Second		24	21.24%
	3 Third		10	8.85%
	Total		113	100.00%
HH51_6	Financial irregularities			
	0 No		113	100.00%
	1 Yes		0	0.00%
	Total		113	100.00%
HH51_6a	Financial irregularities (Priority number)			
	-1 Inappropriate		113	100.00%
	Total		113	100.00%
HH51_7	Teacher's absenteeism			
	0 No		109	96.46%
	1 Yes		4	3.54%
	Total		113	100.00%
HH51_7a	Teacher's absenteeism (Priority number)			
	-1 Inappropriate		109	96.46%
	0 No		1	0.88%
	1 First		1	0.88%
	3 Third		2	1.77%
	Total		113	100.00%
HH51_8	Lack of textbooks			
	0 No		107	94.69%
	1 Yes		6	5.31%
	Total		113	100.00%
HH51_8a	Lack of textbooks (Priority number)			
	-1 Inappropriate		108	95.58%
	0 No		2	1.77%
	2 Second		2	1.77%
	3 Third		1	0.88%
	Total		113	100.00%
HH51_9	Coordination with SMC/SB and principal			
	0 No		110	97.35%
	1 Yes		3	2.65%
	Total		113	100.00%
HH51_9a	Coordination with SMC/SB and principal (Priority number)			
	-1 Inappropriate		110	97.35%

		1 First	1	0.88%
		3 Third	2	1.77%
		Total	113	100.00%
HH51_10	Lack of student			
		0 No	101	89.38%
		1 Yes	12	10.62%
		Total	113	100.00%
HH51_10a	Lack of student (Priority number)			
		-1 Inappropriate	101	89.38%
		0 No	3	2.65%
		1 First	6	5.31%
		2 Second	2	1.77%
		3 Third	1	0.88%
		Total	113	100.00%
HH51_97	Others			
		0 No	113	100.00%
		1 Yes	0	0.00%
		Total	113	100.00%
HH51_97_1	Others (Specify)			
		1 Inappropriate	113	100.00%
		Total	113	100.00%
HH51_97_1a	Others (Priority number)			
		1 Inappropriate	113	100.00%
		Total	113	100.00%
HH51_98	Don't know			
		0 No	113	100.00%
		1 Yes	0	0.00%
		Total	113	100.00%
HH51_99	Refused			
		0 No	113	100.00%
		1 Yes	0	0.00%
		Total	113	100.00%
HH52	In your opinion, what are the main teaching and learning problems faced by this school?			
HH52_0	No Problem			
		0 No	104	92.04%
		1 Yes	9	7.96%
		Total	113	100.00%
HH52_1	Lack of adequate educational material			
		0 No	76	67.26%
		1 Yes	37	32.74%

		Total	113	100.00%
HH52_2	Lack of technology in teaching and learning			
	0 No	81	71.68%	
	1 Yes	32	28.32%	
	Total	113	100.00%	
HH52_3	Lack of thematic teacher			
	0 No	85	75.22%	
	1 Yes	28	24.78%	
	Total	113	100.00%	
HH52_4	Parents pay less attention to their children's education			
	0 No	90	79.65%	
	1 Yes	23	20.35%	
	Total	113	100.00%	
HH52_5	Insufficient classroom and physical infrastructure			
	0 No	96	84.96%	
	1 Yes	17	15.04%	
	Total	113	100.00%	
HH52_6	Less interest of students in the study			
	0 No	97	85.84%	
	1 Yes	16	14.16%	
	Total	113	100.00%	
HH52_7	Lack of regular attendance of students			
	0 No	101	89.38%	
	1 Yes	12	10.62%	
	Total	113	100.00%	
HH52_8	The teachers do not fulfill their duty			
	0 No	101	89.38%	
	1 Yes	12	10.62%	
	Total	113	100.00%	
HH52_97	Others			
	0 No	74	65.49%	
	1 Yes	39	34.51%	
	Total	113	100.00%	
HH52_97_1	Others (Specify)			
	-1 Inappropriate	74	65.49%	
	9 Lack of teacher training	7	6.19%	
	10 Low teacher seat/position (Darbandi)	11	9.73%	
	11 Language problem (problems in English medium who came from Nepali medium or vice versa)	5	4.42%	
	12 Students in weak economic conditions	13	11.50%	

		13 Political influence	1	0.88%
		14 Teacher change within educational year	1	0.88%
		15 Not paid salaries on time	1	0.88%
		Total	113	100.00%
HH52_98	Don't know			
		0 No	113	100.00%
		1 Yes	0	0.00%
		Total	113	100.00%
HH52_99	Refused			
		0 No	113	100.00%
		1 Yes	0	0.00%
		Total	113	100.00%
HH53	In your opinion, what are the main financial problems faced by this school?			
HH53_0	No financial problems			
		0 No	96	84.96%
		1 Yes	17	15.04%
		Total	113	100.00%
HH53_1	Fee does not collect on time			
		0 No	81	71.68%
		1 Yes	32	28.32%
		Total	113	100.00%
HH53_2	Problems with paying salaries to private source teachers			
		0 No	94	83.19%
		1 Yes	19	16.81%
		Total	113	100.00%
HH53_3	Inadequate physical infrastructure			
		0 No	83	73.45%
		1 Yes	30	26.55%
		Total	113	100.00%
HH53_4	Economic deprivation			
		0 No	94	83.19%
		1 Yes	19	16.81%
		Total	113	100.00%
HH53_5	Lack of educational material			
		0 No	98	86.73%
		1 Yes	15	13.27%
		Total	113	100.00%
HH53_6	Not able to pay salary to teachers on time			
		0 No	98	86.73%
		1 Yes	15	13.27%

		Total	113	100.00%
HH53_7	Donation not paid to school on time			
	0 No		105	92.92%
	1 Yes		8	7.08%
		Total	113	100.00%
HH53_8	Lack of source of income			
	0 No		92	81.42%
	1 Yes		21	18.58%
		Total	113	100.00%
HH53_9	School finances not run properly			
	0 No		109	96.46%
	1 Yes		4	3.54%
		Total	113	100.00%
HH53_97	Others			
	0 No		113	100.00%
	1 Yes		0	0.00%
		Total	113	100.00%
HH53_97_1	Other specify			
	1 Inappropriate		113	100.00%
		Total	113	100.00%
HH53_98	Don't know			
	0 No		113	100.00%
	1 Yes		0	0.00%
		Total	113	100.00%
HH53_99	Refused			
	0 No		113	100.00%
	1 Yes		0	0.00%
		Total	113	100.00%

Section I: School Observation

HI2	What is the condition of toilet? Watch the status and facilities of toilet and record it.			
	Mark all that apply.			
HI2_1	Only toilets (not separate facilities)			
	0 No		112	99.12%
	1 Yes		1	0.88%
		Total	113	100.00%
HI2_2	Different toilet for girls and boys			
	0 No		1	0.88%

	1	Yes	112	99.12%
	Total		113	100.00%
HI2_3	Regular water facilities			
	0	No	8	7.08%
	1	Yes	105	92.92%
	Total		113	100.00%
HI2_4	Sanitary pads for female students			
	0	No	84	74.34%
	1	Yes	29	25.66%
	Total		113	100.00%

Thank you

DRAFT